



BELGARD
PAVES THE WAY[®]


















**YOUR
JOURNEY
STARTS
HERE**



TABLE OF CONTENTS

	5	Style Guide: Timeless & Trending
	17	Inspiration
	41	Heritage Collection
	55	Natural Collection
	73	Metropolitan Collection
	87	Porcelain Collection
	109	Legacy Collection
	123	Environmental Collection
	129	Accessories
	141	Product Specifications
	156	Product Index

NOTE: Belgard® cannot guarantee printed color swatches will match actual product. All colors shown are approximate representations of the standard product. Actual colors may vary slightly due to batch variances and environmental conditions at time of photography. Actual sizes may vary by region. Please contact your local Belgard representative for accurate samples, availability and pricing.



 BRISTOL SERIES

71

AQUA DUBLIN E



125

80



MODULINE SERIES PAVER

47



WESTON STONE WALL

HOLLAND STONE

P. 112

PICTURED:
LAFITT RUSTIC SLAB
MELLVILLE PLANK RUG DETAIL
HOLLAND STONE BORDER



TIMELESS & *TRENDING*




INSPIRED BY NATURE
ROOMS WITHOUT ROOFS
ACCENTS & ESSENTIALS

The outdoor living trend is here to stay.
That's why Belgard® products are
manufactured and designed to both define
the trends and stand the test of time.
You set the style.

WE'LL PAVE
THE WAY

RANDOM EDGE SILHOUETTES
ARE RETURNING TO FOCUS
IN CONTEMPORARY WAYS.

PICTURED: MEGA-ARBEL® PATIO SLAB



NATURAL CONNECTION. *CONTEMPORARY FOCUS.*



ENTANGLEMENT
BETWEEN PAVERS
AND NATURAL
LANDSCAPES IS
A GROWING
DESIGN TREND.

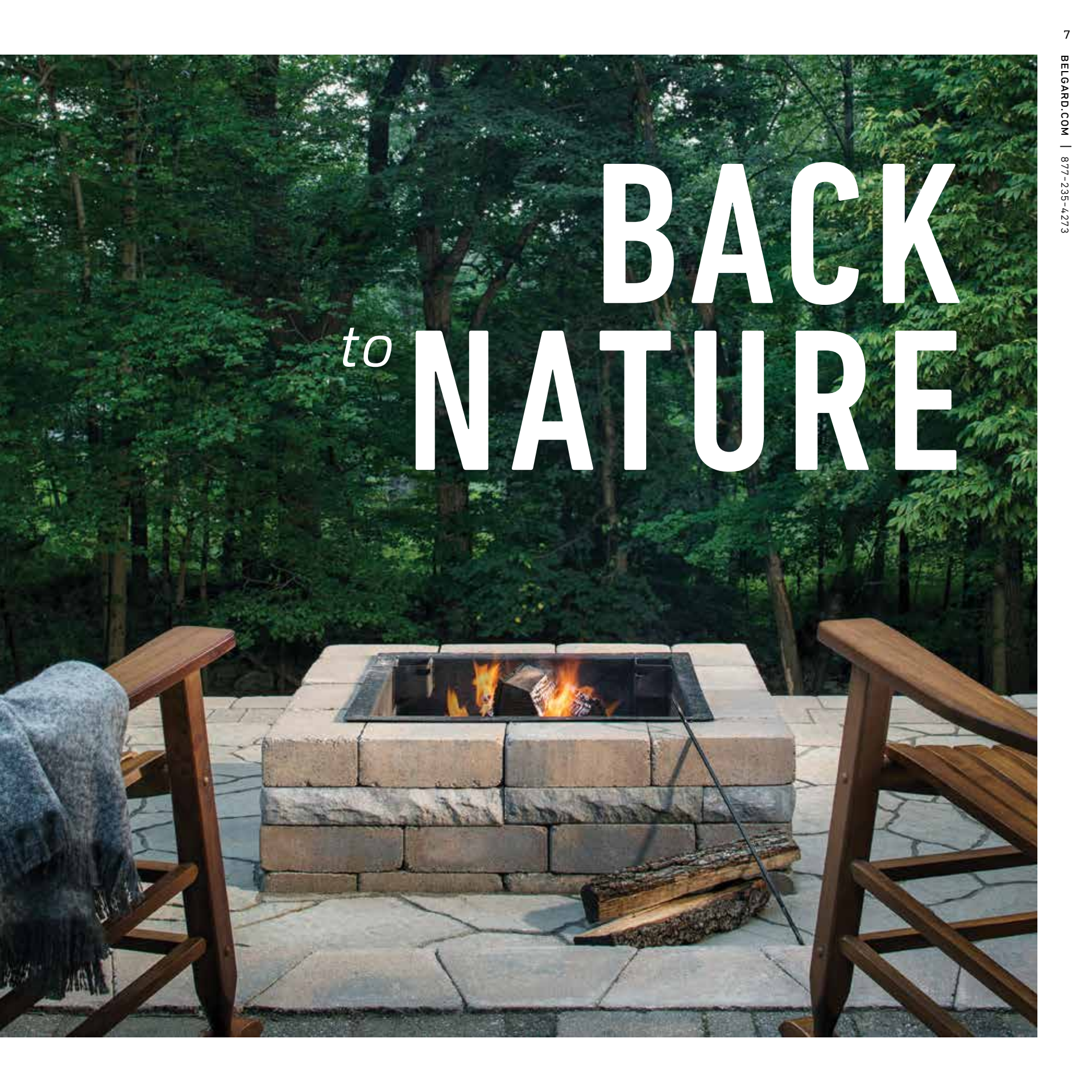
PICTURED: TURFSTONE™



ESCAPE TO THE ELEMENTS

Current nature-led trends are inspired by blending raw nature and earthen landscapes with the contemporary built environment. This evolution adds a more organic, rugged and imperfect aesthetic.

PICTURED: CUSTOM WESTON STONE™ FIRE PIT
& MEGA-ARBEL® PATIO SLAB



BACK *to* NATURE



DISPLAY YOUR VIEW.
NO FRAME REQUIRED.

PICTURED: MEGA-LIBRE, MEGA-BERGERAC,
BERGERAC CIRCLE BORDER, DUBLIN COBBLE
CIRCLE & COUNTRY MANOR WALL



STAY INSPIRED.
SEE MORE ROOMSCAPES
@ PINTEREST.COM/BELGARD

STYLISH ROOMSCAPES

LIVE WITHOUT BOUNDARIES

Outdoor settings become rooms without roofs – no longer just dining areas on decks. Create outdoor social spaces to entertain, work, play and relax.

PICTURED: HOLLAND STONE



FINE DINING ONLY A FEW STEPS AWAY

PICTURED: PORCELAIN VENEER AND WESTON STONE

BLENDS

AUTUMN



AVIGNON



BELLA



CHARLESTON



EMPIRE



MONTECITO



OYSTER



RIO



TOSCANA



VICTORIAN

SLATE/RUSTIC



SCULPTED



COBBLED



DIMPLED



COLORS

With dozens of styles, colors, shapes and textures to choose from, Belgard® products help you create outdoor living spaces that become an outward expression of your personal sense of style. Visit Belgard.com or product pages for available options.

STYLE MADE SIMPLE

SOLIDS


FOUNDRY



DARK
CHARCOAL



GRAPHITE



GRAY



LINEN



TAN

SMOOTH/GRANA



TEXTURES

TRENDING & TIMELESS TIP

GO *'GREIGE'*

The year's most sought after neutral isn't going out of style any time soon. Its beauty is in its versatility. The addition of gray to beige creates a richer hue that can work in a cool or warm color scheme, meaning your hardscapes will continue to coordinate with evolving styles.

SCALE




STANDARD



DISTRESSED



TUMBLED



6" X 9"
CATALINA®



5" X 11¹³/₁₆"
AGILINA™ PLANK



3" X 12"
MODULINE SERIES®



15⁵/₈" X 20¹/₁₆"
MEGA-ARBEL® PATIO SLAB



15⁵/₈" X 23⁵/₈"
TURFSTONE®



4" X 8"
HOLLAND STONE



ARTISAN FINISHES

PREMIUM FINISHES TO MAKE YOUR SPACE TRULY YOUR OWN

Belgard offers three post-process finishes to create a one-of-a-kind look. Make new look time-worn or uncover colors hidden beneath the surface to open up a new level of design functionality.

PICTURED: MODULE LINE SERIES
SHOT BLAST





PICTURED: CAMBRIDGE COBBLE
ANTIQUED

PRODUCT	ANTIQUED	SHOT BLAST	GROUND FACE
AQUALINE		•	•
AVALON SLATE	•		
MARINA COPING	•	•	
CAMBRIDGE COBBLE	•		
CATALINA GRANA	•	•	•
AQUA DUBLIN	•	•	•
HOLLAND STONE	•	•	•
LAFITT GRANA SLAB			•
MEGA-BERGERAC	•		
MEGA-LAFITT GRANA			•
MODULENE SERIES		•	•
MELVILLE PLANK		•	•



ANTIQUED
*WORN, TUMBLED,
WEATHERED*



SHOT BLAST
*TEXTURED, UNIQUE
COLOR PATTERNS*



GROUND FACE
*SMOOTH, VISIBLE
AGGREGATES*

LOVE A PRODUCT BUT NOT THE COLOR?

We can create a unique look by combining textures and colors for a one of a kind outdoor living space. Contact your Belgard Representative for more details.



PICTURED: MODULENE SERIES
GROUND FACE

Old World Paver™



PROVIDE
VERTICAL
INTEREST

PICTURED: ASHLAR TANDEM™
COLUMN KIT, MODULINE SERIES®
(BANDING), & ESPLANADE CAP



STAY INSPIRED.
SEE MORE BORDER INSPIRATION
@ PINTEREST.COM/BELGARD



DEFINE YOUR SPACE

Incorporating multiple styles is a great way to segment your outdoor living areas into rooms without roofs. Adding a sleek border with a more natural stone, like in the image at right, creates the cozy feeling of a hearth rug in front of the fireplace.

PICTURED: BORDEAUX FIREPLACE
AND WOOD BOXES, LAFITT® PAVER,
HOLLAND STONE (BORDER) &
MEGA-ARBEL® PATIO SLAB (HEARTH RUG)



CREATE A
WARM WELCOME

PICTURED: MEGA-BERGERAC

BREAK FROM THE NORM

PICTURED: BELAIR WALL®
2.0, LAFITT® RUSTIC
SLAB & HOLLAND STONE
(BORDERS & BANDING)



MIX TEXTURES


From sleek contemporary
to the look of cut slate
Belgard® offers a variety of
textures to play with. Go for a
monochrome look, like in the
image at right, to maximize
the tactile experience without
overwhelming the eye.

PICTURED: LAFITT® GRANA,
MEGA-ARBEL® PATIO SLAB (WALKWAY)
& OLD WORLD PAVER™ (BORDER)



ADD ACCENTS TO MAKE THE ORDINARY EXTRAORDINARY

PICTURED: MODULINE SERIES®



BORDERS & BANDING





INSPIRE

OUTDOOR OASIS
DREAM DECK
PERFECT PATIO

The primary goal in designing an outdoor living room is to create a space that invites you to spend time outdoors. Whether you enjoy entertaining large groups or prefer an intimate space for curling up with a good book, you bring life outside.


WE'LL PAVE
THE WAY

FREESTANDING OR RETAINING

Knowing the difference between retaining and freestanding walls can have a positive impact on your project and lead to a more enjoyable outdoor space.

Freestanding walls allow you to divide your outdoor living space into different areas. They provide visual interest and can make even the largest yard feel more intimate. Freestanding walls easily incorporate with other features like fireplaces or outdoor kitchens to provide a cohesive look.

Retaining walls can have multiple purposes. Some help to increase usable space, whether that be a flower bed or added yard space, while other retaining walls help to prevent erosion. Either application is made possible by a wall system that holds back soil and properly manages drainage. Larger walls also utilize soil reinforcement for added strength and long-term stability.



PICTURED: BELAIR WALL 2.0



PICTURED: CASTLEMANOR



PICTURED: WESTON STONE WALL

ACCESSORIES

The divine is in the details. Belgard offers caps, columns and other accessories to complement any hardscape design. Mix textures to add a modern look to a rough-hewn wall-face. Include a cap in a complementing color to add visual interest. The possibilities are endless!

Consult a Belgard Certified contractor for information on all of our wall products and to receive project design assistance through Belgard Design Studio.

HOW TO SHOP WALLS

FACE-STYLES

Outdoor areas of any size or shape can be transformed with Belgard wall products. The shapes and textures of our wall systems blend with the environment to create attractive and functional landscape wall features.




SMOOTH
MODERN, DISTINCTIVE




STRAIGHT
CRISP, CLEAN LINES



VIRTUAL JOINT
*MULTI-PIECE LOOK WITH THE
INSTALLATION SPEED OF A
SINGLE-PIECE SYSTEM*



SCULPTED
*DISTINCTIVE LOOK OF
HAND-WORKED STONE*



BEVELED
*TRADITIONAL LOOK WITH
AN ANGLED PLANE*




VICTORIAN
*CLASSIC ELEGANCE WITH A
STRAIGHT BEVELED FACE*



STONE CUT
*ROUNDED AND
ROUGH-HEWN*


BUILD IT UP WITH U START

One of Belgard's latest innovations, U Start Base Block® is a universal base course for landscaping walls that promotes cost savings and installation time efficiency.



UPGRADE YOUR INSTALLATION WITH STONEDEKS

This revolutionary panel system allows for the creation of ground-level or elevated stone decks on wood or metal joists. Use the StoneDeks' System (formerly SilcaDek) with Belgard® pavers and slabs or Mirage porcelain pavers to upgrade porches, patios, pool decks and more.



INSTALLATION INNOVATIONS

PRODUCTS THAT MAKE INSTALLATION EASIER

Belgard® offers several products designed to make installation easier and more efficient. Why spend more time and money when you don't have to?

PICTURED: BELAIR WALL® 2.0







BUILD AN OASIS

BEAUTY
RELAXATION
SERENITY

An inviting outdoor retreat provides a mix of beautiful flora, shady nooks and areas to relax or entertain. Take it a step further with hardscaped pathways or a water feature.

OPPOSITE
LAFITT RUSTIC SLAB IN MONTECITO

TOP
DUBLIN COBBLE IN BELLA
AVALON SLATE

BOTTOM
LAFITT GRANA SLAB IN TOSCANA
CATALINA BORDER IN LINEN
HIGHLAND WALL IN TOSCANA
WESTON WALL IN TOSCANA





OPPOSITE
MIRAGE NA.ME PORCELAIN PAVER IN BOURGOGNE
TOP
AVALON SLATE IN BELLA







COZY UP ENTERTAIN MAKE MEMORIES

With Belgard®, you can create outdoor living rooms that become the hub of activity for your family. Imagine roasting marshmallows over a crackling fire or cuddling up on a cool fall evening in front of the hearth. Now that's living.

OPPOSITE

MEGA-ARBEL IN TOSCANA
HIGHLAND STONE IN TOSCANA
URBANA LARGE SQUARE BORDER IN TOSCANA

TOP

ELEMENTS BRISTOL FIREPLACE IN GASCONY TAN
MEGA-ARBEL IN BELLA

BOTTOM

ELEMENTS BOURDEAUX BRICK OVEN IN SIENNA & MIDNIGHT
URBANA STONE IN VICTORIAN
MEGA-ARBEL PATIO SLAB IN VICTORIAN
MARINA COPING IN VICTORIAN

CREATE A SPARK









OPPOSITE
MIRAGE QUARZITI PORCELAIN PAVER IN MOUNTAINS
STERLING WALL

TOP
BELAIR WALL 2.0 IN TOSCANA
LAFITT RUSTIC SLAB IN TOSCANA





BUILD IT UP

GARDEN WALLS PLANTER BEDS RETAINING WALLS

Upgrading your outdoor space isn't just about what's under your feet. Creating a true outdoor living oasis provides spaces to congregate, cook, laugh and play. Turn a sloping backyard into a tiered garden bed with retaining walls or provide ample seating around a fire pit. With Belgard®, the possibilities are endless.

OPPOSITE

WESTON STONE WALL IN BELLA
MARINA COPING IN BELLA

TOP

CASTLEMANOR WALL IN TOSCANA
MEGA-BERGERAC IN TOSCANA

BOTTOM

CATALINA GRANA IN VICTORIAN
CATALINA BORDER IN CHAMPAGNE
HIGHLAND WALL & XL CAP IN BELLA





OPPOSITE
BELAIR WALL 2.0 IN VICTORIAN
TOP
HIGHLAND STONE IN TOSCANA







FAMILY FRIENDS FUN

When you create an outdoor living room, you can be sure it will not only be filled with life, but with moments that last a lifetime.

Whether hosting an impromptu dinner party, inviting the neighbors over, or just spending some quality time with your family, Belgard® is your source for beautiful outdoor designs.

OPPOSITE
MEGA-ARBEL IN BELLA

TOP
AQUA DUBLIN IN TOSCANA
OLD WORLD PAVER IN VICTORIAN

BOTTOM
LAFITT PATIO SLAB IN TOSCANA
WESTON WALL IN TOSCANA
MEGA-ARBEL IN TOSCANA

TAKE LIFE OUTSIDE









OPPOSITE
HIGHLAND STONE WALL IN TOSCANA
MEGA-ARBEL IN TOSCANA

TOP
MIRAGE NOON PORCELAIN PAVER IN DAYLIGHT

STYLE MADE SIMPLE *COLLECTIONS*

Introducing Collections by Belgard®,
a simple, straightforward way to
navigate our product offerings.
Sorted by texture, each collection is a
sampling of products that look great
together no matter the application.

TRENDING & TIMELESS TIP

SHOP *SMART*

Choose multiple elements
from within a single collection
for a more uniform look, or
mix and match for a bold look
that's uniquely you.



LEGACY

Soft edges. Split face. Accent pieces.



ENVIRONMENTAL

Permeable products.



HERITAGE

Antiqued. Tumbled.



NATURAL

Slate and worn stone. Sculpted.



PORCELAIN

Porcelain Products

6

UNIQUE
LOOKS
TO FIT ANY STYLE



METROPOLITAN

Smooth finish. Straight lines.



HERITAGE

COLLECTION



PAVERS

42
Dublin Cobble®

44
Mega-Bergerac®

WALLS

46
Castlemanor®

47
Weston Stone™

FIRE FEATURES

48
Brighton™ Series

NEW **50**
Weston Stone™ Kits

52
Weston Stone™
Fire Pit Kit



DUBLIN COBBLE[®] *PAVER & CIRCLE*



BELLA



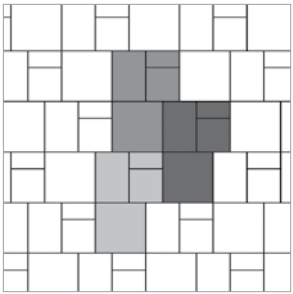
MONTECITO



TOSCANA



VICTORIAN



3-PIECE & LARGE SQUARE
PATTERN



MODULAR
ANTIQUED
TIMELESS

3-PIECE | MODULAR



3 x 6 x 2 3/8



6 x 6 x 2 3/8



9 x 6 x 2 3/8

LARGE SQUARE



9 x 9 x 2 3/8

CIRCLE KIT



5 7/8 x variable x 2 3/8



PLEASE SEE PAGE 156 REGARDING CALIFORNIA'S PROPOSITION 65.
NOTE: Swatches represent product color only, not surface texture.





MEGA-BERGERAC[®]

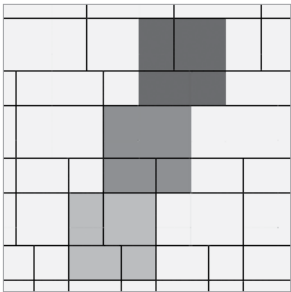
PAVER



BELLA



TOSCANA



3-PIECE & LARGE SQUARE
PATTERN

H
COBBLED
TIMELESS
MODULAR

3-PIECE | MODULAR



4¾ x 9½ x 3⅝




9½ x 9½ x 3⅝



14¼ x 9½ x 3⅝

LARGE SQUARE



14¼ x 14¼ x 3⅝

PLEASE SEE PAGE 156 REGARDING CALIFORNIA'S PROPOSITION 65.

NOTE: A Random Ashlar pattern is recommended for this product.

NOTE: Mega-Bergerac also available in tumbled.

NOTE: Polymeric sand is recommended for this product.

See page 134 for jointing options.

NOTE: Swatches represent product color only, not surface texture.





GRAY



TAN



TOSCANA



VICTORIAN



RETAINING

RUSTIC
TEXTURED
TUMBLED



CASTLEMANOR[®] WALL

CASTLEMANOR | RETAINING WALL



6 x 6/4 x 10



6 x 8/6 x 10



6 x 8/7 x 10



6 x 10/8 x 10



6 x 12/10 x 10



6 x 16/14 x 10

COLUMN



CAP



3 x 12/8 x 12

PLEASE SEE PAGE 156 REGARDING CALIFORNIA'S PROPOSITION 65.

NOTE: For walls over 30 inches in height, soil reinforcement is generally necessary.
A qualified engineer should be consulted for design and analysis of structures.

NOTE: Swatches represent product color only, not surface texture.



WESTON STONE™

3-PIECE & UNIVERSAL



BELLA



VICTORIAN



TOSCANA



RIO



FREESTANDING/RETAINING

TUMBLER
VERSATILE
MODULAR

*See page 50 for Weston Stone Kits and
page 52 for Weston Stone Fire Pit Kit.*

3-PIECE MODULAR



4 x 8 x 8



4 x 8 x 12



4 x 8 x 16

UNIVERSAL



12 x 8 x 4

PLEASE SEE PAGE 156 REGARDING CALIFORNIA'S PROPOSITION 65.

NOTE: Swatches represent product color only, not surface texture.



BRIGHTON™

SERIES

CONTACT YOUR BELGARD REPRESENTATIVE FOR COLOR OPTIONS.



ELEMENTS™

RUSTIC
TUMBLED
COMPACT



FIREPLACE
3'4"D x 4'4"W x 8'4"H



(Sold In Pairs)
FIREPLACE WOOD BOXES
2'4"D x 2'8"W x 2'11"H per box

PLEASE SEE PAGE 156 REGARDING CALIFORNIA'S PROPOSITION 65.

NOTE: All our Fireplaces, Brick Ovens, and Fire Pits come standard as wood-burning units. However, our fireplaces and fire pits can be retro-fitted for gas burning log sets and burners. Our brick ovens are wood burning units only. Please contact us for more details at 877-235-4273. Also be sure to check with your local municipality for any codes that may affect your installation.

NOTE: Product color can vary due to manufacturing processes.





NEW
STONE™
KITS



BELLA



VICTORIAN



TOSCANA



TUMBLER
VERSATILE
RUSTIC



GRILL ISLAND*
3'2"D x 5'11"W x 3'4"H



LINEAR FIREPLACE**
3'2"D x 8'2"W x 40"H



LINEAR FIRE PIT**
3'2"D x 8'2"W x 16"H

PLEASE SEE PAGE 156 REGARDING CALIFORNIA'S PROPOSITION 65.
*Includes Stainless Steel Grill and Door Set. Grill is available in propane or natural gas. Must be specified when placing order.
**Linear Fireplace and Linear Fire Pit are set up for natural gas. Optional pieces to convert to propane are included in the kits.
NOTE: Product color can vary due to manufacturing processes.





WEST STONE[™] FIRE PIT KIT



BELLA



VICTORIAN



TOSCANA



CLEAN
ADAPTABLE
MODULAR

CIRCLE KIT - 3-PIECE MODULAR



4 x 8 x 8



4 x 8 x 12



4 x 8 x 16



SQUARE KIT - UNIVERSAL



4 x 8 x 12



PLEASE SEE PAGE 156 REGARDING CALIFORNIA'S PROPOSITION 65.

NOTE: All our Fireplaces, Brick Ovens, and Fire Pits come standard as wood-burning units. However, our fireplaces and fire pits can be retro-fitted for gas burning log sets and burners. Our brick ovens are wood burning units only. Please contact us for more details at 877-235-4273. Also be sure to check with your local municipality for any codes that may affect your installation.

NOTE: Swatches represent product color only, not surface texture.





NATURAL

COLLECTION



PAVERS

56
Avalon Slate

57
Lafitt® Rustic Slab

58
Mega-Arbel®

60
Mega-Lafitt® Slate

62
Mega-Libre®

64
Urbana® Stone

WALLS

66
Belair Wall® 2.0

EDGERS & CURBS

68
Anglia Edger®

FIRE FEATURES

70
Bordeaux™ Series

71
Bristol™ Series



BELLA



MONTECITO




OYSTER



TOSCANA



VICTORIAN



RANDOM RUNNING BOND
PATTERN



NATURAL
MULTIPIECE
TEXTURED

AVALON SLATE



3-PIECE | SMALL



3 x 6 x 2 3/8



6 x 6 x 2 3/8



9 x 6 x 2 3/8

3-PIECE | LARGE



6 x 12 x 2 3/8



9 x 12 x 2 3/8



12 x 12 x 2 3/8

BORDER STONE



6 x 9 x 2 3/8

PLEASE SEE PAGE 156 REGARDING
CALIFORNIA'S PROPOSITION 65.

NOTE: Swatches represent product
color only, not surface texture.



LAFITT[®]

RUSTIC SLAB



BELLA



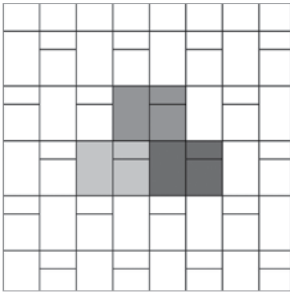
MONTECITO



TOSCANA



VICTORIAN



BASKETWEAVE PATTERN



TEXTURED
MULTIPIECE
OVERSIZED


3-PIECE | COMBO



7³/₈ x 14⁷/₈ x 2



14⁷/₈ x 14⁷/₈ x 2



22⁵/₈ x 14⁷/₈ x 2

PLEASE SEE PAGE 156 REGARDING CALIFORNIA'S PROPOSITION 65.
NOTE: Swatches represent product color only, not surface texture.



MEGA-ARBEL®

PAVER & PATIO SLAB



BELLA




MONTECITO



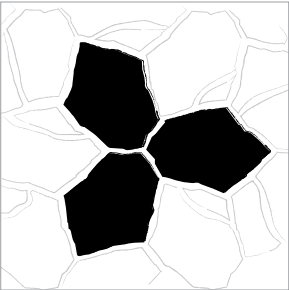
TOSCANA



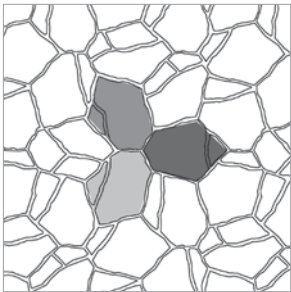
VICTORIAN



STEP 1 - Begin by laying 3 pavers at the center of the surface to be covered.



STEP 2 - Add more sets of cloverleaves to fill in the surface to be covered.

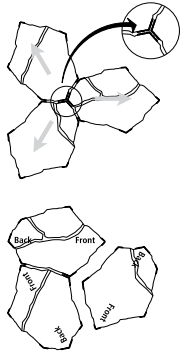


STEP 3 - Complete the balance of the surface to be covered with single pavers.

Before you start, familiarize yourself with the Mega-Arbel pavers. Begin by placing 3 pavers together to form a cloverleaf.

This is a visual of a set of 3 pavers forming a cloverleaf.

To make the installation easier, the front of the paver should point to the back of the other pavers.



NATURAL
TEXTURED
DIMPLED

PATIO SLAB*



15 3/8 x 21 x 2 3/8

80MM**



15 3/8 x 1 x 3 1/8

PLEASE SEE PAGE 156 REGARDING CALIFORNIA'S PROPOSITION 65.

*Patio Slab not recommended for driveway applications.

**80mm Special Order only. Contact your local Belgard® representative for lead times.

NOTE: Polymeric sand is recommended for this product. See page 134 for jointing options.

NOTE: Swatches represent product color only, not surface texture.






SPECIAL
ORDER
MEGA-LA FITT[®]
SLATE




BELLA



TOSCANA



3-PIECE & LARGE SQUARE
PATTERN



RUNNING BOND PATTERN



MODULAR
TEXTURED
DURABLE

3-PIECE | MODULAR



5³/₁₆ x 10³/₁₆ x 3³/₁₆



10⁹/₁₆ x 10³/₁₆ x 3³/₁₆



15¹/₁₆ x 10³/₁₆ x 3³/₁₆

LARGE SQUARE



15³/₄ x 15³/₄ x 3³/₁₆

PLEASE SEE PAGE 156 REGARDING CALIFORNIA'S PROPOSITION 65.

NOTE: Random Ashlar pattern is recommended for this product.

NOTE: Polymeric sand is recommended for this product.
See page 134 for jointing options.

NOTE: Swatches represent product color only, not surface texture.





MEGA-LIBRE®



AUTUMN



BELLA



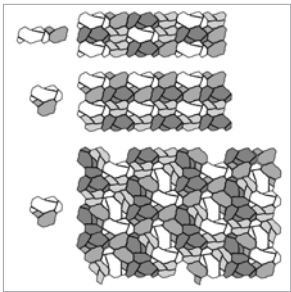
MONTECITO



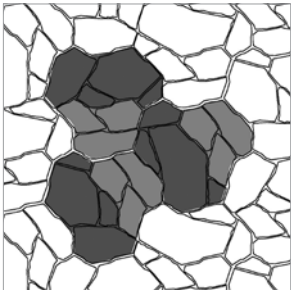
TOSCANA



VICTORIAN



LEVEL 1, 2, 3 PATTERN



RANDOM RUNNING BOND PATTERN


NATURAL
IRREGULAR
TEXTURED

SMALL UNIT



15½" x 22" x 2⅜"

LARGE UNIT



15½" x 30" x 2⅜"

PLEASE SEE PAGE 156 REGARDING CALIFORNIA'S PROPOSITION 65.

NOTE: Polymeric sand is recommended for this product.
See page 134 for jointing options.

NOTE: Swatches represent product color only, not surface texture.





URBANA[®]


STONE



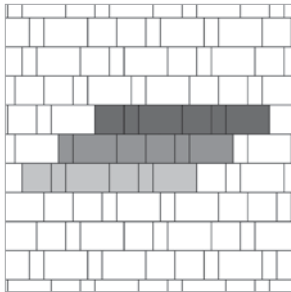
TOSCANA



VICTORIAN



3-PIECE & LARGE SQUARE
PATTERN



RANDOM RUNNING BOND
PATTERN



MODULAR
OVERSIZED
TEXTURED

3-PIECE | MODULAR*



4 x 8 x 2³/₈



8 x 8 x 2³/₈



12 x 8 x 2³/₈

LARGE SQUARE



12 x 12 x 2³/₈

PLEASE SEE PAGE 156 REGARDING CALIFORNIA'S PROPOSITION 65.

**80mm Special Order only. Contact your local Belgard® representative for lead times.*

*NOTE: Polymeric sand is recommended for this product.
See page 134 for jointing options.*

NOTE: Swatches represent product color only, not surface texture.





EMPIRE



TOSCANA



VICTORIAN



TEXTURED
MULTIPIECE
OVERSIZED

INNOVATIVE
INSTALLATION 
See page 20 for more
information on how U
Start Base Block makes
columns and other
customizations easy.

6" | FREESTANDING WALL



6 x 6 x 5



6 x 10 x 5



6 x 16 x 5

6" | RETAINING WALL



6 x 6 x 8



6 x 10 x 8



6 x 16 x 8

COLUMN/CORNER



6 x 16 x 8

CAP



(F)8 x 13½ x 3 / (B)7 x 13½ x 3

CAP END UNIT



3 x 8 x 13½

WALL END UNIT



6 x 8 x 11

U START BASE BLOCK
(Sold Separately)



3½ x 18½ x 12

Wall Innovations By
 **ANCHOR**
WALL SYSTEMS

PLEASE SEE PAGE 156 REGARDING CALIFORNIA'S PROPOSITION 65.
NOTE: For walls over 30 inches in height, soil reinforcement is generally necessary.
A qualified engineer should be consulted for design and analysis of structures.
NOTE: Swatches represent product color only, not surface texture.





ANGLIA

EDGER[®]



BELLA



VICTORIAN



TOSCANA



NATURAL
MULTIPIECE
TEXTURED

SMALL RECTANGLE



5¼ x 8 x 8

MED RECTANGLE



5¼ x 8 x 10½

LRG RECTANGLE



5¼ x 8 x 15½

XL RECTANGLE



5¼ x 8 x 18

PLEASE SEE PAGE 156 REGARDING CALIFORNIA'S PROPOSITION 65.
NOTE: Swatches represent product color only, not surface texture.





SIENNA
BODY COLOR



BUFF
ACCENT



MIDNIGHT
ACCENT

PLEASE SEE PAGE 156 REGARDING CALIFORNIA'S PROPOSITION 65.

**Includes Napoleon Grill and Door Set. Grill is available in propane or natural gas. Must be specified when placing order.*

NOTE: All our Fireplaces, Brick Ovens, and Fire Pits come standard as wood-burning units. However, our fireplaces and fire pits can be retro-fitted for gas burning log sets and burners. Our brick ovens are wood burning units only. Please contact us for more details at 877-235-4273. Also be sure to check with your local municipality for any codes that may affect your installation.

NOTE: Product color can vary due to manufacturing processes.



GRILL ISLAND*
2'6"D x 5'11"W x 3'5"H



(Sold In Pairs)
FIREPLACE WOOD BOXES
2'1¼"D x 3'3"W x 3'1"H per box



FIREPLACE
2'7"D x 4'3"W x 7'8"H




BRICK OVEN
3'6½"D x 4'5¼"W x 7'8"H



ELEMENTS™

STYLISH
STONEFACE
TIMELESS



BORDEAUX™
SERIES



BRISTOL[™]

SERIES

CONTACT YOUR BELGARD REPRESENTATIVE FOR COLOR OPTIONS.



ELEMENTS[™]

RUSTIC
INVITING
TUMBLED



GRILL ISLAND*

3'D x 6'4"W x 4'4"H



(Sold In Pairs)

FIREPLACE WOOD BOXES

2'4"D x 3'W x 3'3"H per box



(Sold Separately)

FIREPLACE & HEARTH

Fireplace: 3'D x 5'W x 9'6"H
Hearth: 2'D x 5'W x 11"H



BRICK OVEN

4'D x 4'W x 8'5"H

PLEASE SEE PAGE 156 REGARDING CALIFORNIA'S PROPOSITION 65.

**Includes Napoleon Grill and Door Set. Grill is available in propane or natural gas. Must be specified when placing order.*

NOTE: All our Fireplaces, Brick Ovens, and Fire Pits come standard as wood-burning units. However, our fireplaces and fire pits can be retro-fitted for gas burning log sets and burners. Our brick ovens are wood burning units only. Please contact us for more details at 877-235-4273. Also be sure to check with your local municipality for any codes that may affect your installation.

NOTE: Product color can vary due to manufacturing processes.



METROPOLITAN

COLLECTION



PAVERS

- 74**
Catalina Grana®
- 76**
Lafitt® Grana Slab
- 77**
Mega-Lafitt® Grana
- 78**
Melville™ Plank
- 80**
Moduline Series®
Slab

WALLS

- 82**
Melville™ Wall

EDGERS & CURBS

- 84**
Melville™ Curb



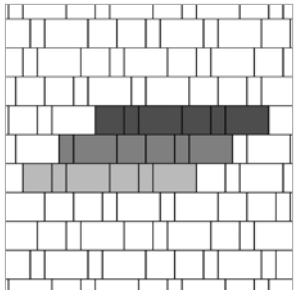
CATALINA PAYER



AUTUMN*
BELLA
CHARLESTON*
MONTECITO



OYSTER
RIO
TOSCANA
VICTORIAN



RUNNING BOND PATTERN

**SMOOTH
VERSATILE
MODULAR**

3-PIECE | SMALL



3 x 6 x 2 3/8
6 x 6 x 2 3/8
9 x 6 x 2 3/8

3-PIECE | LARGE



6 x 12 x 2 3/8
9 x 12 x 2 3/8
12 x 12 x 2 3/8

BORDER STONE



6 x 9 x 2 3/8

PLEASE SEE PAGE 156 REGARDING CALIFORNIA'S PROPOSITION 65.
*6x9 not available in Autumn or Charleston.
NOTE: Pavers also available in Avignon.
NOTE: Swatches represent product color only, not surface texture.



CATALINA GRANA 6 X 9 COLOR ALSO AVAILABLE IN



AVIGNON



DARK
CHARCOAL



FOUNDRY



GRAPHITE



TRUFFLE



BELLA



CHARLESTON



MONTECITO



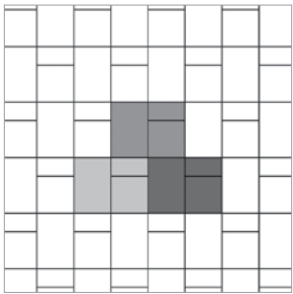
RIO



TOSCANA



VICTORIAN



BASKETWEAVE PATTERN

LA
SLEEK
OVERSIZED
MODULAR

LAFITT[®]

GRANA SLAB


3-PIECE | COMBO



7½ x 15 x 2



15 x 15 x 2



15 x 22½ x 2

PLEASE SEE PAGE 156 REGARDING CALIFORNIA'S PROPOSITION 65.
NOTE: Swatches represent product color only, not surface texture.




SPECIAL
ORDER
I T T
GRANA



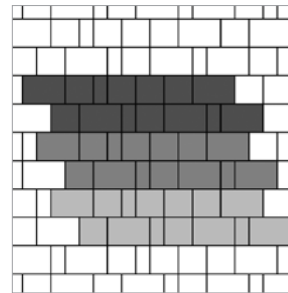
BELLA

VICTORIAN

TOSCANA



3-PIECE & LARGE SQUARE
PATTERN



RUNNING BOND PATTERN

IT
TUMBLER
MODULAR
SMOOTH

3-PIECE | MODULAR



5³/₁₆ x 10³/₁₆ x 3¹/₈



10³/₁₆ x 10³/₁₆ x 3¹/₈



15¹¹/₁₆ x 10³/₁₆ x 3¹/₈

LARGE SQUARE



15³/₄ x 15³/₄ x 3¹/₈

PLEASE SEE PAGE 156 REGARDING CALIFORNIA'S PROPOSITION 65.

NOTE: A random Ashlar pattern is recommended for this product.

NOTE: Polymeric sand recommended for this product.

NOTE: Swatches represent product color only, not surface texture.



MELVILLE™

PLANK



BELLA



FOUNDRY



LINEN



GRAPHITE




MONTECITO




RIO



VICTORIAN



SLIM LINEAR PATTERN



40% SLIM & 60% LARGE PATTERN

**STYLISH
MODULAR
CLASSIC**

3-PIECE | SLIM



5 x 11¹³/₁₆ x 2³/₈



5 x 15³/₄ x 2³/₈



5 x 19¹/₁₆ x 2³/₈

3-PIECE | LARGE



7¹/₂ x 11¹³/₁₆ x 2³/₈



7¹/₂ x 15³/₄ x 2³/₈



7¹/₂ x 19¹/₁₆ x 2³/₈

PLEASE SEE PAGE 156 REGARDING CALIFORNIA'S PROPOSITION 65.

NOTE: Also available in Champagne, Special Order only.
Contact your local Belgard® representative for lead times.

OPPOSITE: Product at right is a custom color.

NOTE: Swatches represent product color only, not surface texture.





MODULINE SERIES SLAB



BELLA



GRAPHITE*



LINEN*



FOUNDRY*



MONTECITO



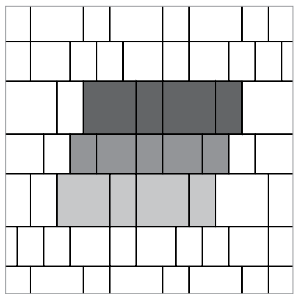
TOSCANA




RIO**



VICTORIAN



INTERLACE 4-PIECE
PATTERN



4-PIECE PATTERN

**CLEAN
OVERSIZED
MODERN**

NOTE: For paving slab applications, some contractors prefer to pre-compact screeded bedding sand with a small plate compactor. If pre-compaction is done, care must be taken to leave no indentations in the bedding sand surface from the plate compactor. These can be removed by screeding the surface to create a thin layer (6 – 10mm) of uncompacted sand (also known as fluffing). Paving slabs do not interlock and therefore do not spread loads to their neighbors via joint sand. Given this condition, there is no requirement to force bedding sand into the bottom of the joints when compacting the units on uncompacted bedding sand, as is done with interlocking concrete pavers. Compacting large slab units could lead to unnecessary breakage, so many times contractors may choose to use a mallet to tamp the slabs into place once laid. Slabs do not meet the standard compressive and flexural strengths of interlocking concrete pavers, therefore, Belgard® will not be responsible for breakage to Moduline Slabs caused by compaction.

MODULINE SLAB PAVERS




12 x 18 x 2 3/8



18 x 18 x 2 3/8



12 x 24 x 2 3/8



24 x 24 x 2 3/8

PLEASE SEE PAGE 156 REGARDING CALIFORNIA'S PROPOSITION 65.

*Available in 12x24 and 24x24 only.

**Available in 18x18 and 24x24 only.

NOTE: Swatches represent product color only, not surface texture.





MELVILLE

NEW LE™ WALL



GRAPHITE



LINEN



RIO



LINEAR
OVERSIZED
SMOOTH

WALL UNIT



4 x 20 x 10

CAP



2 x 20 x 13

Wall Innovations By



PLEASE SEE PAGE 156 REGARDING CALIFORNIA'S PROPOSITION 65.

NOTE: For walls over 30 inches in height, soil reinforcement is generally necessary. A qualified engineer should be consulted for design and analysis of structures.

NOTE: Swatches represent product color only, not surface texture.

Opposite Page/Above: Melville Wall in Special Order color





MELVILLE[™]

CURB



GRAPHITE



VICTORIAN



TOSCANA



FOUNDRY

SMOOTH
MODERN
SLEEK

MELVILLE CURB



4 x 24 x 6½

PLEASE SEE PAGE 156 REGARDING CALIFORNIA'S PROPOSITION 65.
NOTE: Swatches represent product color only, not surface texture.





PORCELAIN

COLLECTION



BEAUTY & STRENGTH IN A LOW PROFILE

BENEFITS OF PORCELAIN

- Incredibly high breakage loads, up to 2,000 pounds
- With a tight surface texture, these pavers clean quickly with normal household cleaners.
- Unaffected by alkalis, acids, chemical agents, salt and other deicing materials.
- High density and ultra-low absorption rate creates a tight paver surface, it fends off surface mold, moss, dirt and other types of stains.
- Structured top textures formed on the surface create non-slip surfaces.
- 100% frost-free and its properties remain unaffected by Freeze-Thaw

PAVERS

88

Ardesie

90

Esprit

92

Na.Me

94

Noon

96

Quarziti 2.0

98

Stones 2.0

100

Sundeck

102

Unico

106

Turin

107

Verona

NEW NEW

VENEERS

104

Porcelain Veneer



MIRAGE[®]
Porcelain.Design.Sustainability



AFRICAN STONE
AD 03 NAT - V4



BLACK REEF*
AD 04 NAT - V3



ISLAND
AD 02 NAT - V3



VULCAN*
AD 05 NAT - V3


DIVERSE
DURABLE
NATURAL



V1:
Uniform
appearance



V2:
Slight
variation



V3:
Moderate
variation



V4:
Substantial
variation

INNOVATIVE
INSTALLATION 

See page 20 for more
information on how you
can use an elevated
system for installation.

24 x 24



23.54 x 23.54 x 3/4

UNICO



12.99 x 23.54 x 3/4

See page 102
for full product
information.

**Special Order only. Contact your local Belgard® representative for lead times*



*Spacers are recommended for all porcelain paver
installations. For vehicular applications, there
must be a mortar install over a concrete slab.*

NOTE: This product can be installed using elevated systems.





LIMITED
AVAILABILITY

ESPRIT

STONE FINISH

MIRAGE[®]
Porcelain.Design.Sustainability



CREMO DELICATO
EP 01 ST - V2




LAGOS GREY
EP 03 ST - V2



CREMA LUNA
EP 04 ST - V2



PIETRA PIASENTINA
EP 02 ST - V2


SUBTLE
ELEGANT
REFINED



V1:
Uniform
appearance



V2:
Slight
variation



V3:
Moderate
variation



V4:
Substantial
variation

INNOVATIVE
INSTALLATION 

See page 20 for more
information on how you
can use an elevated
system for installation.

24 x 24



23.54 x 23.54 x 3/4

NOTE: Limited Availability. Contact your Belgard[®] Representative for more information.



Spacers are recommended for all porcelain paver
installations. For vehicular applications, there
must be a mortar install over a concrete slab.

NOTE: This product can be installed using elevated systems.





N.A.M.E

STONE FINISH

MIRAGE[®]
Porcelain.Design.Sustainability



BOURGOGNE*
NE 12 ST - V2



JURA BEIGE
NE 10 ST - V2



LUMNEZIA**
NE 21 ST - V2



RANDOM
TIMELESS
NATURAL



V1:
Uniform
appearance



V2:
Slight
variation



V3:
Moderate
variation



V4:
Substantial
variation

INNOVATIVE INSTALLATION



See page 20 for more
information on how you
can use an elevated
system for installation.

*Only available in 24x24

**Only available in 18x36



Spacers are recommended for all porcelain paver
installations. For vehicular applications, there
must be a mortar install over a concrete slab.

NOTE: This product can be installed using elevated systems.

24 x 24



23.54 x 23.54 x 3/4

18 x 36



17.64 x 35.35 x 3/4





NOON

WOOD FINISH

MIRAGE®
Porcelain.Design.Sustainability



CHARCOAL
NN 05 NAT - V4



DAYLIGHT
NN 01 NAT - V4



EMBER
NN 02 NAT - V4



HONEY
NN 03 NAT - V3


WARMTH
WOODGRAIN
NATURAL



V1:
Uniform
appearance



V2:
Slight
variation



V3:
Moderate
variation



V4:
Substantial
variation

INNOVATIVE
INSTALLATION 


See page 20 for more
information on how you
can use an elevated
system for installation.



Spacers are recommended for all porcelain paver
installations. For vehicular applications, there
must be a mortar install over a concrete slab.


NOTE: This product can be installed using elevated systems.

8 x 48



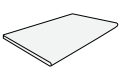
7.80 x 47.17 x 3/4

12 x 48



11.73 x 47.17 x 3/4

UNICO



12.99 x 23.54 x 3/4

See page 102
for full product
information.





MIRAGE[®]
Porcelain.Design.Sustainability



GLACIER
QR 01 NAT - V3



MANTLE
QR 05 NAT - V3



MOUNTAINS
QR 02 NAT - V3



RIVER
QR 04 NAT - V3



WATERFALL
QR 03 NAT - V3



SIMPLE
VERSATILE
NATURAL



V1:
Uniform
appearance



V2:
Slight
variation



V3:
Moderate
variation



V4:
Substantial
variation

INNOVATIVE
INSTALLATION 

See page 20 for more
information on how you
can use an elevated
system for installation.

MODULAR*



11.73 x 23.54 x 3/4



23.54 x 35.35 x 3/4

24 x 24



23.54 x 23.54 x 3/4

18 x 36**



17.64 x 35.35 x 3/4

UNICO



12.99 x 23.54 x 3/4

See page 102
for full product
information.

*Available Colors: Glacier QR 01, Mountains QR 02, Waterfall QR 03

**Special Order only. Contact your local Belgard[®] representative for lead times.

NOTE: 11.73x23.54x3/4 also available by itself along with 23.54x47.17x3/4,
contact your local Belgard[®] representative for more information.



Spacers are recommended for all porcelain paver
installations. For vehicular applications, there
must be a mortar install over a concrete slab.

NOTE: This product can be installed using elevated systems.





STONES 2.0

STONE FINISH

MIRAGE[®]
Porcelain.Design.Sustainability



CHAMBROD
SO 05 ST - V2



PIERRE BLEUE
SO 10 ST - V2



PIERRE BLEUE SABLÉE
SO 11 ST - V2


SUPPLE
DIMPLED
NATURAL



V1:
Uniform
appearance




V2:
Slight
variation



V3:
Moderate
variation



V4:
Substantial
variation

INNOVATIVE
INSTALLATION 
See page 20 for more
information on how you
can use an elevated
system for installation.

24 x 24



23.54 x 23.54 x 3/4

NOTE: Stones 2.0 also available Special Order only in 23.54x47.17 and 35.35x35.35x3/4. Contact your local Belgard[®] representative for lead times.



Spacers are recommended for all porcelain paver installations. For vehicular applications, there must be a mortar install over a concrete slab.

NOTE: This product can be installed using elevated systems.





SUNDECK

WOOD FINISH

MIRAGE[®]
Porcelain.Design.Sustainability



CLASSIC
SD 02 RD - V2



ORIGIN
SD 01 RD - V2



SPIRIT
SD 03 RD - V2


RUGGED
WOODGRAIN
NATURAL



V1:
Uniform
appearance



V2:
Slight
variation



V3:
Moderate
variation



V4:
Substantial
variation

INNOVATIVE
INSTALLATION 

See page 20 for more
information on how you
can use an elevated
system for installation.

*NOTE: Sundeck also available Special Order in 23.54x23.54x¾.
Contact your local Belgard® representative for lead times.*



*Spacers are recommended for all porcelain paver
installations. For vehicular applications, there
must be a mortar install over a concrete slab.*

NOTE: This product can be installed using elevated systems.

12 x 48



11.73 x 47.17 x ¾





UNICO

STEP & COPING

TWO INSTALLATION NEEDS,
A SINGLE SOLUTION.

This versatile porcelain unit is processed on both edges to give you maximum flexibility and design freedom. Unico can be used as a step and as a coping for swimming pools. With a rounded, bullnose edge or straight edge, this uniquely functional border piece looks great from every angle.



SMOOTH
VERSATILE
ELEGANT



ARDESIE -
AFRICAN STONE
AD 03 NAT - V4



ARDESIE -
ISLAND
AD 02 NAT - V3



NOON -
CHARCOAL
NN 05 NAT - V4



NOON -
DAYLIGHT
NN 01 NAT - V4



NOON -
EMBER
NN 02 NAT - V4



QUARZITI -
GLACIER
QR 01 NAT - V3



QUARZITI -
MOUNTAINS
QR 02 NAT - V3



QUARZITI -
RIVER
QR 04 NAT - V3



QUARZITI -
WATERFALL
QR 03 NAT - V3



V1:
Uniform
appearance




V2:
Slight
variation



V3:
Moderate
variation



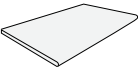
V4:
Substantial
variation



ROUNDED EDGE

STRAIGHT EDGE

UNICO-13x24



12.99 x 23.54 x 3/4

MIRAGE
Porcelain.Design.Sustainability



PORCELAIN VENEER

MIRAGE[®]
Porcelain.Design.Sustainability



ARDESIE -
AFRICAN STONE
AD 03 NAT



ARDESIE -
ISLAND
AD 02 NAT



NOON -
CHARCOAL
NN 05 NAT



NOON -
DAYLIGHT
NN 01 NAT



NOON -
EMBER
NN 02 NAT



QUARZITI 2.0 -
GLACIER
QR 01 NAT



QUARZITI 2.0 -
RIVER
QR 04 NAT



QUARZITI 2.0 -
WATERFALL
QR 03 NAT



DISTINCT
EYE CATCHING
TEXTURED

VENEER-4 x 18



4.13 x 17.72 x 3/4

CORNER PIECE*



**Can be Special Ordered with corner pieces sold by each.
Contact your local Belgard[®] representative for lead times.*





FROST - V3



CANYON - V3



RAPIDS - V3



STREAM - V3



V1:
Uniform
appearance



V2:
Slight
variation



V3:
Moderate
variation



V4:
Substantial
variation



SIMPLE
VERSATILE
NATURAL



NEW TURIN STONE FINISH

INNOVATIVE
INSTALLATION 

See page 20 for more
information on how you
can use an elevated
system for installation.

BELGARD® | PAVES
THE WAY™

24 x 24



23.54 x 23.54 x 3/4



Spacers are recommended for all porcelain paver
installations. For vehicular applications, there
must be a mortar install over a concrete slab.

NOTE: This product can be installed using elevated systems.



NEW VERONA STONE FINISH

BELGARD® | PAVES THE WAY™



BLUE STONE - V3



PLATINUM - V3



TAOS - V3



YUKON - V4



SIMPLE
VERSATILE
NATURAL



V1:
Uniform
appearance



V2:
Slight
variation



V3:
Moderate
variation



V4:
Substantial
variation

INNOVATIVE
INSTALLATION 

See page 20 for more
information on how you
can use an elevated
system for installation.

24 x 24



23.54 x 23.54 x 3/4



Spacers are recommended for all porcelain paver installations. For vehicular applications, there must be a mortar install over a concrete slab.

NOTE: This product can be installed using elevated systems.



LEGEND



PERMEABLE

LEGACY

COLLECTION



PAVERS

110
Cambridge Cobble®



112
Holland Stone

114
Old World Paver™

WALLS

116
Highland Stone®

NEW 118
Sterling™ Wall

COPING & CAPS

NEW

120
Laguna™ Coping

121
Marina™ Coping



AUTUMN*



BELLA**




MONTECITO




TOSCANA



VICTORIAN



6X9 RUNNING BOND



6X9 HERRINGBONE


VERSATILE
CAPTIVATING
ADAPTABLE

SQUARE | 60/80MM



6 x 6 x 2³/₈ / 6 x 6 x 3¹/₈

RECTANGLE | 60/80MM



6 x 9 x 2³/₈ / 6 x 9 x 3¹/₈

LG RECTANGLE | 60MM



9 x 12 x 2³/₈

CIRCLE KIT | 60MM



6 x variable x 2³/₈

PLEASE SEE PAGE 156 REGARDING CALIFORNIA'S PROPOSITION 65.

*Autumn not available in 9x12 size or Circle Kit.

**Bella available in 80mm. All other colors are Special Order for 80mm.
Contact your local Belgard® representative for lead times.

NOTE: Swatches represent product color only, not surface texture.





HOLLAND

STONE



AUTUMN*



BELLA



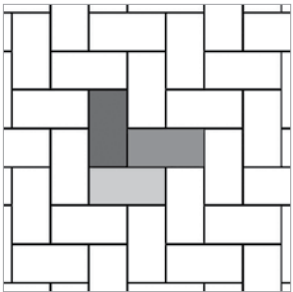
RIO



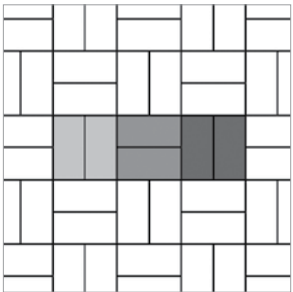
TOSCANA



VICTORIAN**



HERRINGBONE PATTERN



BASKETWEAVE PATTERN



CLASSIC
PRACTICAL
DURABLE

60MM



4 x 8 x 2 $\frac{1}{8}$

80MM



4 x 8 x 3 $\frac{1}{8}$

PLEASE SEE PAGE 156 REGARDING CALIFORNIA'S PROPOSITION 65.

*Autumn 60mm only.

**Victorian is Special Order for 60mm.
Contact your local Belgard® representative for lead times.

NOTE: Swatches represent product color only, not surface texture.






OLD
WORLD
PAVER™



TOSCANA



VICTORIAN



RANDOM RUNNING BOND
PATTERN



CLASSIC
TIME-WORN
COBBLED

3-PIECE | COMBO



7¹/₁₆ x 5 x 3¹/₁₆



10¹/₄ x 5 x 3¹/₁₆



12¹/₁₆ x 5 x 3¹/₁₆

PLEASE SEE PAGE 156 REGARDING CALIFORNIA'S PROPOSITION 65.

NOTE: Polymeric sand is recommended for this product.
See page 134 for jointing options.

NOTE: Larger joints between pavers allow Old World Paver to be installed as a permeable paver option with proper base and joint material. Contact your Belgard® representative for more details.

NOTE: Swatches represent product color only, not surface texture.





HIGHLAND STONE WALL



BELLA



VICTORIAN



TOSCANA



FREESTANDING/RETAINING
TEXTURED
MULTI-PIECE
VERSATILE

6" & 12" | FREESTANDING WALL



6 x 6 1/4 x 9



6 x 12/10 x 9



6 x 6 x 12



6 x 12 x 12

6" & 12" | RETAINING WALL

18" | FREESTANDING WALL



6 x 18 x 9

18" | RETAINING WALL




6 x 18 x 12

COLUMN/CORNER



6 x 18 x 9

HIGHLAND® CAP



3 x 18/12 x 13



PLEASE SEE PAGE 156 REGARDING CALIFORNIA'S PROPOSITION 65.
NOTE: Swatches represent product color only, not surface texture.





STERLING™ WALL



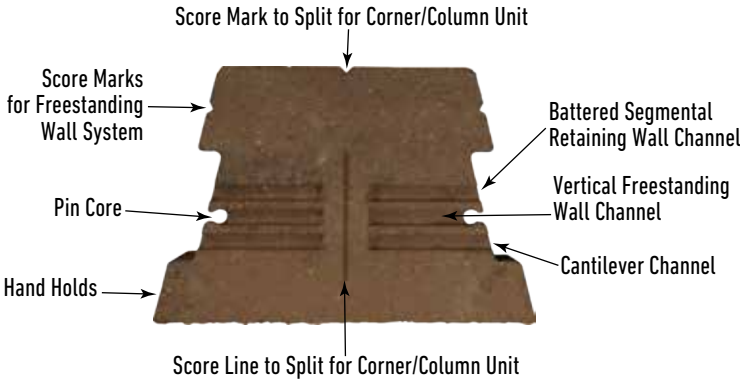
EMPIRE



TOSCANA



VICTORIAN



FREESTANDING/RETAINING
CLASSIC
STRAIGHT SPLIT
MULTIPURPOSE

RETAINING WALL



6 x 17 3/4 x 12

XL™ CAP



F: 3 x 18 x 13
B: 3 x 12 x 13

ANCHOR™
FIBERGLASS PIN



Sold Separately

Wall Innovations By



PLEASE SEE PAGE 156 REGARDING CALIFORNIA'S PROPOSITION 65.
NOTE: Swatches represent product color only, not surface texture.





GRAY



TAN



LAGUNA COPING 60MM/80MM



2 3/8 x 14 3/16 x 2 3/8



3 1/8 x 14 3/16 x 2 3/8

NEW
LAGUNATM
COPING



MODERN
STYLISH
ACCENT

PLEASE SEE PAGE 156 REGARDING CALIFORNIA'S PROPOSITION 65.
NOTE: Contact your local Belgard® representative for color options. Allow for lead-time.
NOTE: Finish is Ground Face.
NOTE: Swatches represent product color only, not surface texture.



MARINA™

COPING



AUTUMN



BELLA



DARK CHARCOAL



MONTECITO



GRAPHITE



RIO



TOSCANA



VICTORIAN



ACCENT
VERSATILE
SMOOTH

6" COPING



12 x 6 x 2 3/4

PLEASE SEE PAGE 156 REGARDING CALIFORNIA'S PROPOSITION 65.

NOTE: Swatches represent product color only, not surface texture



LEGEND



PERMEABLE



ENVIRONMENTAL *COLLECTION*



BE WATER WISE & HOUSE PROUD.

BENEFITS TO HOMEOWNERS

- Eliminate standing water and improve drainage.
- More beautiful and durable than conventional paved surfaces.
- Can include a heating system to eliminate snow and ice build-up.
- Can include a water-harvesting system to recycle stormwater for irrigation.
- Some municipalities offer grants or tax incentives.

BENEFITS TO COMMUNITIES

- Filter water back underground to recharge local groundwater supplies.
- Clean pollutants from stormwater to improve water quality of nearby lakes and rivers.
- Reduce demands on local storm drains.
- Reduce water used for irrigation.

PAVERS

NEW
NEW
NEW

124
Aqualine™

125
Aqua Dublin

126
Turfstone™



RIO



TOSCANA



NEW
AQUALINE™
PERMEABLE PAVER



CLASSIC
ECONOMICAL
VERSATILE

AQUALINE | 80MM



4½ x 9 x 3⅞

PLEASE SEE PAGE 156 REGARDING CALIFORNIA'S PROPOSITION 65.

NOTE: Learn more at Belgard.com/permeable.

NOTE: Swatches represent product color only, not surface texture.




AQUA DUBLIN

NEW

PERMEABLE PAVER



TOSCANA



RUNNING BOND PATTERN

OE
CLASSIC
VERSATILE
MODULAR

3-PIECE | MODULAR



3 1/2 x 6 1/16 x 3 1/8



6 1/16 x 6 1/16 x 3 1/8



10 1/4 x 6 1/16 x 3 1/8

PLEASE SEE PAGE 156 REGARDING CALIFORNIA'S PROPOSITION 65.

NOTE: Learn more at Belgard.com/permeable.

NOTE: Swatches represent product color only, not surface texture.




TURFSTONE™


PERMEABLE PAVER



GRAY



STAGGERED RUNNING
BOND PATTERN



STACK BOND PATTERN

OE
RUGGED
INTEGRATED
DISTINCT

TURFSTONE



16 x 24 x 3 1/8

PLEASE SEE PAGE 156 REGARDING CALIFORNIA'S PROPOSITION 65.

NOTE: Learn more at Belgard.com/permeable.

NOTE: Swatches represent product color only, not surface texture.







FOR THE CONTRACTOR

CLEANERS POLYMERIC SAND ADHESIVES

For more than 20 years,
Belgard® has been the leader
in the industry, providing
contractors with the highest
levels of quality in our products
and supporting our contractor
partners every step of the way.
You do the work.

WE'LL PAVE
THE WAY





PAVER CARE

PROTECT YOUR INVESTMENT

Belgard Products are designed to last for generations. Many homeowners choose to further protect and beautify their investment by applying a protective sealer. Adding a sealer can enhance the beauty of a project by highlighting the color and texture of the surface. It will also offer protection from stains like oil, grease or other accidental leaks.

Techniseal® Protector for Concrete Pavers (Top-Bottom): Natural Look Matte Finish, Clear Look Semi-Gloss Finish, Color Boost Matte Finish, Wet Look Gloss Finish

PLEASE SEE PAGE 156 REGARDING CALIFORNIA'S PROPOSITION 65.

THE ULTIMATE PROTECTION SYSTEM

Techniseal's 3-step treatment system guarantees the best results. Remove stains with a specially formulated Stain Remover, prepare the surface with Paver Prep, then apply a Protector that delivers the look you want.

1 PREP

STAIN REMOVERS



2 CLEAN

CLEANERS

- Dislodges efflorescence and ground-in dirt
- Prepares pavers prior to protector application
- Brightens paver color



3 PROTECT



SAME FINISHES, HIGHER STANDARDS

Our versatile, new sealers have been formulated for easier product selection and application.




NULOOK® TINTED PROTECTOR

- Colors pavers
- Translucent
- Water-based stain guard

DRIBBOND™

CHANGING THE WAY YOU OVERLAY



BEFORE



AFTER

No More Concrete Removal!

With DriBond™, there is no need to remove the existing concrete substrate, which is a costly and time-consuming process. DriBond™ can be installed quickly and easily over most sound concrete surfaces.

- Ideal for thin paver overlays
- Dry application
- No mixing - ready to use
- Reduces installation time

PAVERS
DRI
BOND
EXISTING
CONCRETE



COVERS EXISTING CRACKS AND JOINTS

PLEASE SEE PAGE 156 REGARDING CALIFORNIA'S PROPOSITION 65.



NO MESS. NO WASTE.

- 8 minutes** SET TIME
- Easy to use**
- Yields 600** feet per can
- 1** = **20**

STRUCTUREBOND™ IS AN INNOVATIVE SUPER-STRENGTH FOAM ADHESIVE THAT BONDS A WIDE RANGE OF CONSTRUCTION MATERIALS.

Made from high-quality modified polyurethanes, StructureBond's adhesive strength is unmatched among all types of polyurethane adhesives. StructureBond's Gun allows for a precise adhesive delivery with a single pull of the trigger. No pumping, cutting or puncturing of cartridge nozzles.

VISIT TECHNISEAL.COM FOR MORE DETAILS.

PLEASE SEE PAGE 156 REGARDING CALIFORNIA'S PROPOSITION 65.

**STRUCTURE
FOAM ADHESIVE BOND**

1

PREP

EZ BASE® PANEL BASE SYSTEM

**SPECIAL
ORDER**



- Saves up to 8 inches of excavation
- Each panel replaces up to 250 lbs of base aggregates
- Ideal for porcelain tile installation
- Durable — will not degrade in the ground

2

SET



STRUCTURE BOND™ FOAM ADHESIVE



DRiBOND™ DRY MUDSET

- Applied directly to existing concrete slab
- Ideal for thin paver overlays installation



BORDERBOND™ FORTIFIER FOR BORDER PAVERS

- No mixing required
- Enhances the strength of DRiBOND

**SPECIAL
ORDER**

3

SAND



HP NEXTGEL™ JOINTING SAND

- Heavy-sloped and high-traffic areas
- False or wide joints from 1/16" to 4"
- Haze and dust free


NEW



SMARTSAND POLYMERIC SAND

- Designed for optimal jointing of interlocking paver installations
- For paver joints from 1/16" to 1"
- Deters insects and weed growth
- Eliminates joint erosion

SELECTING A CONTRACTOR



A hardscape project is an important investment in your home and selecting the right contractor is a critical decision. Don't be afraid to ask a lot of questions. It's important that you get to know your contractor so that you can work together as a team to create your ideal outdoor living space.

WHAT TO ASK

Are you certified?

Inquire about specialized certifications and training from organizations like the Interlocking Concrete Paver Institute® (ICPI).

All Belgard® Contractors are required to have at least one team member who is ICPI certified and must meet annual requirements to maintain the company's status.

Are you insured?

It's important to hire a contractor who can provide proof of insurance and is able to guarantee their work for a period of at least three years after the installation.

Can I get a reference?

Ask for customer references and to see photos of past projects, both for design ideas and to get a sense of the contractor's level of creativity, expertise and work ethic. Ask for an address or two and check out the workmanship up close, with the homeowner's permission of course.

What isn't covered in your estimate?

Determine upfront which aspects of the project the contractor can handle. Will their team manage landscaping, plumbing, irrigation and lighting or will you be expected to handle this separately?

What's the schedule?

Be sure to get a complete understanding of payment terms, estimated start date and turn-around time.

CHECKLIST FOR CONTRACTOR:

- | | |
|--|---|
| <input type="checkbox"/> Industry Certification
(ICPI, NCMA, SRW) | <input type="checkbox"/> Work Schedule |
| <input type="checkbox"/> Proof of Insurance | <input type="checkbox"/> Price Estimate |
| <input type="checkbox"/> Workmanship Guarantee
(1-3 year minimum) | <input type="checkbox"/> Scope of Work/Contract |
| <input type="checkbox"/> Business License/Contractor's
License (where applicable) | <input type="checkbox"/> Referrals |



INSTALL WITH A BELGARD PREFERRED CONTRACTOR

Our network of Belgard Contractors are ICPI* trained to deliver superior craftsmanship. Find a contractor or dealer: Belgard.com/find-contractor

PLEASE SEE PAGE 156 REGARDING CALIFORNIA'S PROPOSITION 65.

DREAMS ON DEMAND

Step into your dream backyard before construction begins
with Belgard® Design Studio



Belgard is your resource for outdoor living inspiration, planning and installation. From charming walkways and welcoming patios to gourmet outdoor kitchens – the possibilities are endless. Let us help you visualize a new outdoor space using virtual reality.

REVIEW SAMPLE CONTENT, THEN REQUEST A CUSTOM DESIGN FOR YOUR HOME!
VISIT BELGARD.COM/VR

YOUR PROJECT STARTS HERE

Ready to take the next step?
Belgard provides tools to easily
kick off your next project



BELGARD® WILL IMPROVE THE BEAUTY AND VALUE OF YOUR HOME.

But like any construction project, it's necessary to have as much information as possible before you begin the process. With that in mind, we created a project planning guide dedicated to helping you make the best decisions and understand what to expect before you get started with your project.

**GET YOUR FREE PROJECT GUIDE
AT [BELGARD.COM/PLANIT](https://www.belgard.com/planit)**

PROJECT CONSIDERATIONS

- The general project should be conducted in **phases**, which include: demolition, site preparation, base material installation, bedding sand installation, hardscape installation, polymeric sand installation, additional paver cleaning and sealing.
- The timeline for your hardscaping project depends on several factors including the **size and scale** of the project, **permits needed** (which vary by municipality), and the acceptance of any community organizations, such as homeowner associations or architectural review boards.
- All outdoor projects are subject to **weather conditions** so there could always be delays.
- Spring and summer are the busiest periods for contractors, so **start your planning during the winter months** or consider scheduling your project in slower periods.
- **Confirm all the work you'd like done is contracted and scheduled up front.** Adding additional features will delay the schedule and add to the total cost.
- Check with your contractor to ensure that all items being installed are readily available or match your timeline.
- Be sure to **discuss with your neighbors** any construction phases that might be disruptive so that you can communicate that information to them as needed.
- If you have a large project and would like to phase out construction over time, be sure to **plan the entire design** before you get started so that you can plan for any electrical, plumbing, drainage or landscaping needs.
- Consider building your backyard before any projects in the front yard to avoid damaging your front yard.
- When your project is finished, **walk through it with your contractor** to ensure the quality of the install, and **ensure you have receipts for materials / labor** and have registered your warranty.
- Always take into consideration the next step of the project: What does the landscaping look like? Do you need to schedule the contractor to seal the pavers? Plan ahead to make sure you finalize your project and can enjoy it for years to come.



TIMELINE

Planning the project


PHASE 1: 4-6 weeks

- Consider how you will use the space and your budget
- Examine styles and colors that work with your house or landscape
- Get inspiration online
- Research approval requirements for your municipality or HOA
- Set a budget

Installation

PHASE 3: 2-12 weeks

- Time of the installation will vary depending on the scope of the project
- Check with the contractor to ensure that the materials ordered have arrived and are accurate
- Connect with your contractor throughout the project to ensure it is progressing as planned



MAKE YOUR DREAMS A REALITY

with Belgard Preferred Payment[®]



With the Belgard Preferred Payment program, you can complete your outdoor project in just a few weeks, instead of phasing it out over several months or years.

Available only through **Belgard Authorized Contractors or Dealers**, Preferred Payment offers same-as-cash financing that allows you to start your project immediately.

There are often construction economies that can be achieved by doing the entire project at once, which could save you both money and time.

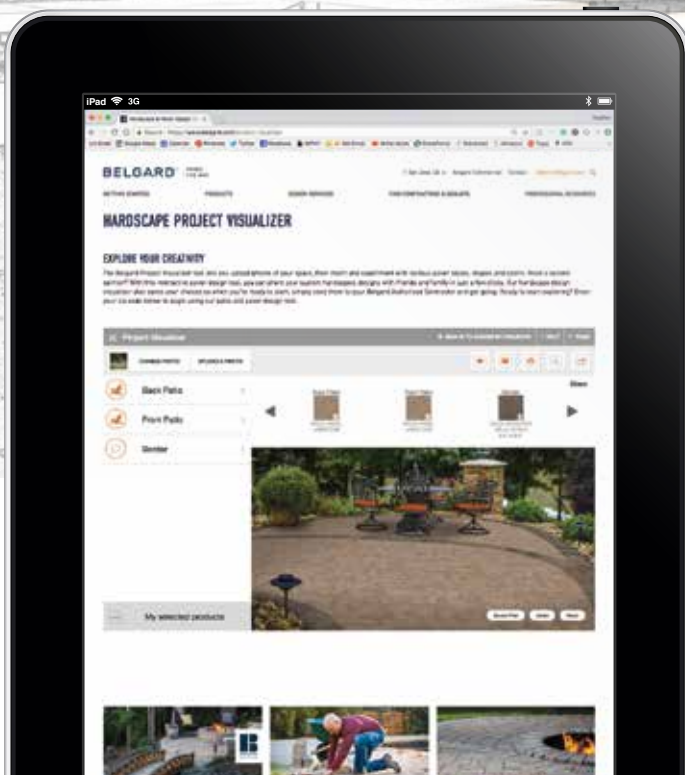
Plus, you get to start enjoying your dream outdoor living space much sooner!

TO LEARN MORE, VISIT BELGARD.COM/BPP

BENEFITS OF BELGARD FINANCING INCLUDE:


- No payments or interest on approved credit
- Quick, easy and safe toll-free loan-by-phone application process
- No paperwork
- A credit decision in about 10 minutes
- No application fees, no closing costs and no prepayment penalties

VISUALIZE YOUR PROJECT



Belgard's online Project Visualizer allows you to be your own hardscape designer. Choose from our image library or upload your own photo to experiment with paver styles and colors and explore an infinite number of design possibilities.

READY TO "VISUALIZE" YOUR BACKYARD MAKEOVER?
VISIT [BELGARD.COM/SEEIT](https://www.belgard.com/seeit)













PRODUCT SPECIFICATIONS




HERITAGE COLLECTION — CASTLEMANOR WALL



PALLET INFORMATION / ESTIMATING CHART												
UNIT		SQFT/ PALLET	SQFT/ LAYER	LAYER/ PALLET	UNITS/ PALLET	UNITS/ LAYER	LNFT/ PALLET (SOLDIER)	LNFT/ PALLET (SAILOR)	UNITS/ SQFT	WEIGHT/ UNIT	WEIGHT/ LAYER	WEIGHT/ PALLET
RETAINING WALL												
	6 x 6/4 x 10	—	—	—	10	—	—	—	—	—	—	—
	6 x 8/6 x 10	—	—	—	10	—	—	—	—	—	—	—
	6 x 8/7 x 10	—	—	—	10	—	—	—	—	—	—	—
	6 x 10/8 x 10	—	—	—	10	—	—	—	—	—	—	—
	6 x 12/10 x 10	—	—	—	10	—	—	—	—	—	—	—
	6 x 16/14 x 10	—	—	—	10	—	—	—	—	—	—	—
	TOTAL	26	—	5	60	—	45.4	—	—	—	—	3394 lbs
COLUMN (NUMBERS PER COLUMN)												
	6 x 6/4 x 10 6 x 16/14 x 10	26.67	—	4	2	—	60	—	—	—	—	3075 lbs
CAP												
	3 x 12/8 x 12	—	—	6	72	—	60	—	—	—	—	2039 lbs





DUBLIN COBBLE



3-PIECE MODULAR												
	3 x 6 x 2 3/8	19	1.9	—	160	16	—	—	—	—	—	—
	6 x 6 x 2 3/8	38	3.8	—	160	16	—	—	—	—	—	—
	6 x 9 x 2 3/8	57	5.7	—	160	16	—	—	—	—	—	—
	TOTAL	114	11.4	10	480	48	—	237	—	—	—	3080 lbs
LARGE SQUARE												
	9 x 9 x 2 3/8	106	10.4	10	200	20	150	—	.56	—	286 lbs	2860 lbs
CIRCLE KIT (60mm)												
	5 7/8 x variable x 2 3/8 1 qty. 10'6" circle OR 2 qty. 7'10" circles	99	—	10	—	—	—	—	—	—	—	2680 lbs


HERITAGE COLLECTION — MEGA-BERGERAC



PALLET INFORMATION / ESTIMATING CHART												
UNIT		SQFT/ PALLET	SQFT/ LAYER	LAYER/ PALLET	UNITS/ PALLET	UNITS/ LAYER	LNFT/ PALLET (SOLDIER)	LNFT/ PALLET (SAILOR)	UNITS/ SQFT	WEIGHT/ UNIT	WEIGHT/ LAYER	WEIGHT/ PALLET
3-PIECE MODULAR												
	4¾ x 9½ x 3⅞	–	–	–	48	–	–	–	–	–	–	–
	9½ x 9½ x 3⅞	–	–	–	48	–	–	–	–	–	–	–
	14¼ x 9½ x 3⅞	–	–	–	40	–	–	–	–	–	–	–
	TOTAL	88	–	8	136	–	–	104.5	–	–	–	3170 lbs
LARGE SQUARE												
	14¼ x 14¼ x 3⅞	68	–	8	48	–	57	–	1.41	–	–	2460 lbs





WESTON STONE



3-PIECE MODULAR												
	4 x 8 x 8	–	–	–	42	–	–	–	–	–	–	–
	4 x 8 x 12	–	–	–	42	–	–	–	–	–	–	–
	4 x 8 x 16	–	–	–	42	–	–	–	–	–	–	–
	TOTAL	42	–	7	126	–	126	–	–	–	–	3482 lbs
UNIVERSAL												
	4 x 8 x 12	33.5	–	7	100	–	100	–	–	–	–	2899 lbs








NATURAL COLLECTION — ANGLIA EDGER



PALLET INFORMATION / ESTIMATING CHART												
UNIT		SQFT/ PALLET	SQFT/ LAYER	LAYER/ PALLET	UNITS/ PALLET	UNITS/ LAYER	LNFT/PALLET (SOLDIER)	LNFT/PALLET (SAILOR)	UNITS/ SQFT	WEIGHT/ UNIT	WEIGHT/ LAYER	WEIGHT/ PALLET
ANGLIA EDGER												
	8 x 5 1/4 x 8	-	-	-	12	-	-	-	-	-	-	-
	10 1/2 x 5 1/4 x 8	-	-	-	12	-	-	-	-	-	-	-
	15 3/8 x 5 1/4 x 8	-	-	-	12	-	-	-	-	-	-	-
	18 x 5 1/4 x 8	-	-	-	24	-	-	-	-	-	-	-
	TOTAL	-	-	3	60	-	69.75	-	-	-	-	2580 lbs












AVALON SLATE



3-PIECE SMALL												
	6 x 3 x 2 3/8	-	-	-	160	-	-	-	-	-	-	-
	6 x 6 x 2 3/8	-	-	-	160	-	-	-	-	-	-	-
	6 x 9 x 2 3/8	-	-	-	160	-	-	-	-	-	-	-
	TOTAL	120	-	10	480	-	-	240	-	-	-	3230 lbs
3-PIECE LARGE												
	12 x 6 x 2 3/8	-	-	-	60	-	-	-	-	-	-	-
	12 x 9 x 2 3/8	-	-	-	40	-	-	-	-	-	-	-
	12 x 12 x 2 3/8	-	-	-	60	-	-	-	-	-	-	-
	TOTAL	120	-	10	160	-	120	-	-	-	-	3230 lbs
6x9 BORDER												
	6 x 9 x 2 3/8	112	-	10	300	-	56	-	.5	-	-	3020 lbs




NATURAL COLLECTION — BELAIR WALL 2.0



PALLET INFORMATION / ESTIMATING CHART												
UNIT		SQFT/ PALLET	SQFT/ LAYER	LAYER/ PALLET	UNITS/ PALLET	UNITS/ LAYER	LNFT/PALLET (SOLDIER)	LNFT/PALLET (SAILOR)	UNITS/ SQFT	WEIGHT/ UNIT	WEIGHT/ LAYER	WEIGHT/ PALLET
6" FREESTANDING WALL												
	6 x 6 x 5	-	-	-	30	-	-	-	-	11	-	-
	6 x 10 x 5	-	-	-	30	-	-	-	-	18	-	-
	6 x 16 x 5	-	-	-	60	-	-	-	-	30	-	-
	TOTAL	30	-	5	120	-	-	-	-	-	-	2700 lbs
6" RETAINING WALL												
	6 x 6 x 8	-	-	-	15	-	-	-	-	20	-	-
	6 x 10 x 8	-	-	-	15	-	-	-	-	34	-	-
	6 x 16 x 8	-	-	-	30	-	-	-	-	54	-	-
	TOTAL	30	-	3	60	-	-	-	-	-	-	2445 lbs
CAP												
	(F) 3 x 8 x 13½/ (B) 3 x 7 x 13½/	-	-	8	144	-	90	-	-	22	-	3510 lbs
CAP END UNIT												
	3 x 8 x 13½	-	-	2	36	-	-	-	-	24	-	912 lbs
COLUMN/CORNER												
	6 x 16 x 7¼	28	-	2	28	-	-	-	-	62	-	2003 lbs
WALL END UNIT												
	6 x 8 x 11	-	-	2	42	-	-	-	-	43	-	1832 lbs
U START BASE BLOCK (SOLD SEPARATELY)												
	18½ x 12 x 3½	-	-	7	56	-	86.33	-	-	54	-	3080 lbs



NATURAL COLLECTION — LAFITT RUSTIC SLAB



PALLET INFORMATION / ESTIMATING CHART												
UNIT		SQFT/ PALLET	SQFT/ LAYER	LAYER/ PALLET	UNITS/ PALLET	UNITS/ LAYER	LNFT/PALLET (SOLDIER)	LNFT/PALLET (SAILOR)	UNITS/ SQFT	WEIGHT/ UNIT	WEIGHT/ LAYER	WEIGHT/ PALLET
3-PIECE 50MM												
	7½ x 15 x 2	—	—	—	36	—	—	—	—	—	—	—
	15 x 15 x 2	—	—	—	36	—	—	—	—	—	—	—
	22½ x 15 x 2	—	—	—	24	—	—	—	—	—	—	—
	TOTAL	140	—	12	96	—	—	112.5	—	—	—	3270 lbs




MEGA-ARBEL



PATIO SLAB/PAVER												
	15¾ x 21 x 2¾	104.4	—	12	72	—	—	—	—	—	—	2850 lbs
	15¾ x 21 x 3¾	78.3	—	9	54	—	—	—	—	—	—	2870 lbs



MEGA-LAFITT SLATE



3-PIECE MODULAR												
	5¾ x 10¾ x 3¾	—	—	—	36	—	—	—	—	—	—	—
	10¾ x 10¾ x 3¾	—	—	—	36	—	—	—	—	—	—	—
	10½ x 15½ x 3¾	—	—	—	45	—	—	—	—	—	—	—
	TOTAL	92.7	—	9	117	—	—	106	—	—	—	3340 lbs
LARGE SQUARE												
	15¾ x 15¾ x 3¾	93	—	9	54	—	—	71	1.72	—	—	3340 lbs

NATURAL COLLECTION — MEGA-LIBRE



PALLET INFORMATION / ESTIMATING CHART												
UNIT		SQFT/ PALLET	SQFT/ LAYER	LAYER/ PALLET	UNITS/ PALLET	UNITS/ LAYER	LNFT/ PALLET (SOLDIER)	LNFT/ PALLET (SAILOR)	UNITS/ SQFT	WEIGHT/ UNIT	WEIGHT/ LAYER	WEIGHT/ PALLET
SMALL/LARGE UNITS												
	15 ⁵ / ₈ x 22 x 2 ³ / ₈	–	–	–	20	–	–	–	–	–	–	–
	15 ¹ / ₂ x 30 x 2 ³ / ₈	–	–	–	20	–	–	–	–	–	–	–
	TOTAL	83	–	10	40	–	–	–	–	–	–	2260 lbs








URBANA STONE



3-PIECE MODULAR												
	4 x 8 x 2 ³ / ₈	–	–	–	90	–	–	–	–	–	–	–
	8 x 8 x 2 ³ / ₈	–	–	–	90	–	–	–	–	–	–	–
	12 x 8 x 2 ³ / ₈	–	–	–	90	–	–	–	–	–	–	–
	TOTAL	116.4	–	10	270	–	–	180	–	–	–	3140 lbs
LARGE SQUARE												
	12 x 12 x 2 ³ / ₈	116.25	–	10	120	–	120	–	1	–	–	3140 lbs




METROPOLITAN COLLECTION – CATALINA GRANA



PALLET INFORMATION / ESTIMATING CHART												
UNIT		SQFT/ PALLET	SQFT/ LAYER	LAYER/ PALLET	UNITS/ PALLET	UNITS/ LAYER	LNFT/ PALLET (SOLDIER)	LNFT/ PALLET (SAILOR)	UNITS/ SQFT	WEIGHT/ UNIT	WEIGHT/ LAYER	WEIGHT/ PALLET
3-PIECE SMALL												
	3 x 6 x 2⅜	–	–	–	160	–	–	–	–	–	–	–
	6 x 6 x 2⅜	–	–	–	160	–	–	–	–	–	–	–
	9 x 6 x 2⅜	–	–	–	160	–	–	–	–	–	–	–
	TOTAL	120	–	10	480	–	–	240	–	–	–	3230 lbs
3-PIECE LARGE												
	6 x 12 x 2⅜	–	–	–	60	–	–	–	–	–	–	–
	9 x 12 x 2⅜	–	–	–	40	–	–	–	–	–	–	–
	12 x 12 x 2⅜	–	–	–	60	–	–	–	–	–	–	–
	TOTAL	120	–	10	160	–	–	120	–	–	–	3230 lbs
6x9 BORDER												
	6 x 9 x 2⅜	112	–	10	300	–	56	–	.5	–	–	3020 lbs





LAFITT GRANA SLAB



3-PIECE 50MM												
	7½ x 15 x 2	–	–	–	36	–	–	–	–	–	–	–
	15 x 15 x 2	–	–	–	36	–	–	–	–	–	–	–
	22½ x 15 x 2	–	–	–	24	–	–	–	–	–	–	–
	TOTAL	140	–	12	96	–	–	112.5	–	–	–	3270 lbs







METROPOLITAN COLLECTION — MEGA-LAFITT GRANA



PALLET INFORMATION / ESTIMATING CHART												
UNIT		SQFT/ PALLET	SQFT/ LAYER	LAYER/ PALLET	UNITS/ PALLET	UNITS/ LAYER	LNFT/ PALLET (SOLDIER)	LNFT/ PALLET (SAILOR)	UNITS/ SQFT	WEIGHT/ UNIT	WEIGHT/ LAYER	WEIGHT/ PALLET
3-PIECE MODULAR												
	5 ³ / ₁₆ x 10 ³ / ₈ x 3 ¹ / ₈	—	—	—	36	—	—	—	—	—	—	—
	10 ³ / ₈ x 10 ³ / ₈ x 3 ¹ / ₈	—	—	—	36	—	—	—	—	—	—	—
	10 ¹ / ₂ x 15 ¹¹ / ₁₆ x 3 ¹ / ₈	—	—	—	45	—	—	—	—	—	—	—
	TOTAL	92.7	—	9	117	—	—	106	—	—	—	3340 lbs
LARGE SQUARE												
	15 ³ / ₄ x 15 ³ / ₄ x 3 ¹ / ₈	93	—	9	54	—	71	—	1.72	—	—	3340 lbs





MELVILLE PLANK



3-PIECE SLIM												
	2 ³ / ₈ x 5 x 11 ¹³ / ₁₆	—	—	—	70	—	—	—	—	—	—	—
	2 ³ / ₈ x 5 x 15 ³ / ₄	—	—	—	70	—	—	—	—	—	—	—
	2 ³ / ₈ x 5 x 19 ¹¹ / ₁₆	—	—	—	70	—	—	—	—	—	—	—
	TOTAL	114.5	—	10	210	—	—	275	—	—	—	3090 lbs
3-PIECE LARGE												
	2 ³ / ₈ x 7 ¹ / ₂ x 11 ¹³ / ₁₆	—	—	—	50	—	—	—	—	—	—	—
	2 ³ / ₈ x 7 ¹ / ₂ x 15 ³ / ₄	—	—	—	50	—	—	—	—	—	—	—
	2 ³ / ₈ x 7 ¹ / ₂ x 19 ¹¹ / ₁₆	—	—	—	50	—	—	—	—	—	—	—
	TOTAL	122.7	—	10	150	—	—	196	—	—	—	3310 lbs



METROPOLITAN COLLECTION – MODULINE SERIES SLAB



PALLET INFORMATION / ESTIMATING CHART												
UNIT		SQFT/ PALLET	SQFT/ LAYER	LAYER/ PALLET	UNITS/ PALLET	UNITS/ LAYER	LNFT/PALLET (SOLDIER)	LNFT/PALLET (SAILOR)	UNITS/ SQFT	WEIGHT/ UNIT	WEIGHT/ LAYER	WEIGHT/ PALLET
MODULINE SLAB												
	12 x 18 x 2 3/8	120	–	10	80	–	–	120	1.5	–	–	3230 lbs
	18 x 18 x 2 3/8	90	–	10	40	–	–	60	2.25	–	–	2440 lbs
	12 x 24 x 2 3/8	120	–	10	60	–	–	120	2	–	–	3230 lbs
	24 x 24 x 2 3/8	80	–	10	20	–	–	40	4	–	–	2170 lbs


MELVILLE WALL



MELVILLE WALL UNIT											
	4 x 20 x 10	–	–	–	–	–	–	–	–	–	–
MELVILLE CAP											
	2 x 20 x 13	–	–	–	–	–	–	–	–	–	–


MELVILLE CURB



MELVILLE CURB												
	4 x 24 x 6½	–	–	4	48	–	96	–	LNFT/UNIT 2	–	–	2740 lbs


PORCELAIN COLLECTION — ARDESIE



PALLET INFORMATION / ESTIMATING CHART												
UNIT		SQFT/ BOX	SQFT/ PALLET	LAYER/ BOX	UNITS/ BOX	BOXES/ PALLET	LNFT/ PALLET (SOLDIER)	LNFT/ PALLET (SAILOR)	UNITS/ SQFT	WEIGHT/ UNIT	WEIGHT/ BOX	WEIGHT/ PALLET
24 x 24												
	23.54 x 23.54 x ¾"	7.75	232.5	—	2	30	—	—	—	—	72 lbs	2160 lbs



ESPRIT



24 x 24												
	23.54 x 23.54 x ¾"	7.75	232.5	—	2	30	—	—	—	—	72 lbs	2160 lbs



NAME



24 x 24												
	23.54 x 23.54 x ¾"	7.75	232.5	—	2	30	—	—	—	—	72 lbs	2160 lbs
18 x 36												
	17.64 x 35.35 x ¾"	8.7	234.9	—	2	27	—	—	—	—	81.4 lbs	2198 lbs


NOON



8 x 48												
	7.80 x 47.17 x ¾"	5.06	151.8	—	2	30	—	—	—	—	46 lbs	1386 lbs
12 x 48												
	11.73 x 47.17 x ¾"	7.75	155	—	2	20	—	—	—	—	73 lbs	1460 lbs





PORCELAIN VENEER



4 x 18												
	4.13 x 17.72 x ¾"	7.1	390.7	—	14	55	—	—	—	—	32.7 lbs	1800 lbs


PORCELAIN COLLECTION – QUARZITI 2.0



PALLET INFORMATION / ESTIMATING CHART												
UNIT		SQFT/ BOX	SQFT/ PALLET	LAYER/ BOX	UNITS/ BOX	BOXES/ PALLET	LNFT/PALLET (SOLDIER)	LNFT/PALLET (SAILOR)	UNITS/ PALLET	WEIGHT/ UNIT	WEIGHT/ BOX	WEIGHT/ PALLET
24 x 24												
	23.54 x 23.54 x ¾"	7.75	232.5	–	2	30	–	–	–	–	72 lbs	2160 lbs
18 x 36												
	17.64 x 35.35 x ¾"	8.7	234.9	–	2	27	–	–	–	–	81.4 lbs	2198 lbs
MODULAR - 12 x 24 and 24 x 36												
	11.73 x 23.54 x ¾" 23.54 x 35.35 x ¾"	7.75	155	–	2	20	–	–	–	–	72 lbs	1560 lbs
UNICO - 13 x 24												
	12.99 x 23.54 x ¾"	–	–	–	3	40	–	–	–	–	52 lbs	2360 lbs


STONES 2.0



24 x 24												
	23.54 x 23.54 x ¾"	7.75	232.5	–	2	30	–	–	–	–	72 lbs	2160 lbs


SUNDECK



12 x 48												
	11.73 x 47.17 x ¾"	7.75	155	–	2	20	–	–	–	–	73 lbs	1460 lbs







UNICO



UNICO - 13 x 24												
	12.99 x 23.54 x ¾"	–	–	–	3	40	–	–	120	–	52 lbs	2360 lbs

LEGACY COLLECTION — CAMBRIDGE COBBLE







PALLET INFORMATION / ESTIMATING CHART												
UNIT		SQFT/ PALLET	SQFT/ LAYER	LAYER/ PALLET	UNITS/ PALLET	UNITS/ LAYER	LNFT/ PALLET (SOLDIER)	LNFT/ PALLET (SAILOR)	UNITS/ SQFT	WEIGHT/ UNIT	WEIGHT/ LAYER	WEIGHT/ PALLET
SQUARE												
	6 x 6 x 2 3/8 (60mm)	120	—	10	480	—	240	—	.25	—	—	3230 lbs
	6 x 6 x 3 1/8 (80mm)*	96	—	8	384	—	192	—	.25	—	—	3450 lbs
RECTANGLE												
	6 x 9 x 2 3/8 (60mm)	112	—	10	300	—	150	—	.375	—	—	3020 lbs
	6 x 9 x 3 1/8 (80mm)*	90	—	8	240	—	120	—	.375	—	—	3240 lbs
LARGE RECTANGLE 60MM												
	9 x 12 x 2 3/8	120	—	10	150	—	112.5	—	.75	—	—	3230 lbs
CIRCLE KIT 60MM												
	6 x variable x 2 3/8 1 qty. 9" circle OR 2 qty. 6.5" circles	78.5	—	10	-	—	—	—	—	—	—	2140 lbs

*80mm has limited availability. Please contact your local rep for information.





HIGHLAND STONE



6"/12" FREESTANDING WALL												
	6 x 6/4 x 9	—	—	—	48	—	—	—	—	—	—	—
	6 x 12/10 x 9	—	—	—	48	—	—	—	—	—	—	—
	TOTAL	32	—	4	96	—	64	—	—	—	—	4262 lbs
6"/12" RETAINING WALL												
	6 x 6 x 12	—	—	—	36	—	—	—	—	—	—	—
	6 x 12 x 12	—	—	—	36	—	—	—	—	—	—	—
	TOTAL	27	—	4	72	—	54	—	—	—	—	2900 lbs



LEGACY COLLECTION — HIGHLAND STONE



PALLET INFORMATION / ESTIMATING CHART												
UNIT		SQFT/ PALLET	SQFT/ LAYER	LAYER/ PALLET	UNITS/ PALLET	UNITS/ LAYER	LNFT/ PALLET (SOLDIER)	LNFT/ PALLET (SAILOR)	UNITS/ SQFT	WEIGHT/ UNIT	WEIGHT/ LAYER	WEIGHT/ PALLET
18" FREESTANDING WALL												
	6 x 18 x 9	27	—	4	36	—	54	—	—	—	—	3728 lbs
18" RETAINING WALL												
	6 x 18 x 12	27	—	4	32	—	—	—	—	—	—	2900 lbs
COLUMN/CORNER												
	6 x 18 x 9	36	—	4	32	—	54	—	—	—	—	3042 lbs
EXTRA LARGE CAP												
	3 x 18/12 x 13	—	—	7	63	—	78.75	—	—	—	—	3100 lbs



HOLLAND STONE



HOLLAND STONE												
	4 x 8 x 2 3/8 (60mm)	120	—	10	540	—	180	—	.22	—	—	3230 lbs
	4 x 8 x 3 1/8 (80mm)	96	—	8	432	—	144	—	.22	—	—	3450 lbs


LAGUNA COPING



LAGUNA COPING												
	2 3/8 x 14 3/16 x 23 5/8 (60mm)	—	—	—	—	—	—	—	—	—	—	—
	3 1/8 x 14 3/16 x 23 5/8 (80mm)	—	—	—	—	—	—	—	—	—	—	—




MARINA COPING



MARINA COPING												
	12 x 6 x 2 3/8	—	—	3	126	—	63	—	—	—	—	1720 lbs



LEGACY COLLECTION — OLD WORLD PAVER



PALLET INFORMATION / ESTIMATING CHART												
UNIT		SQFT/ PALLET	SQFT/ LAYER	LAYER/ PALLET	UNITS/ PALLET	UNITS/ LAYER	LNFT/ PALLET (SOLDIER)	LNFT/ PALLET (SAILOR)	UNITS/ SQFT	WEIGHT/ UNIT	WEIGHT/ LAYER	WEIGHT/ PALLET
3-PIECE COMBO												
	7 ¹ / ₁₆ x 5 x 3 ¹ / ₈	—	—	—	88	—	—	—	—	—	—	—
	10 ¹ / ₄ x 5 x 3 ¹ / ₈	—	—	—	96	—	—	—	—	—	—	—
	12 ¹³ / ₁₆ x 5 x 3 ¹ / ₈	—	—	—	72	—	—	—	—	—	—	—
TOTAL		90.27	—	8	256	—	—	215.25	—	—	—	3250 lbs

STERLING WALL



RETAINING WALL												
	6 x 17 ³ / ₄ x 12	33.75	—	8	45	—	—	—	.75	76	—	3405 lbs
XL™ CAP												
	F: 3 x 18 x 13 B: 3 x 12 x 13	—	—	—	72	—	—	—	—	45	—	3292 lbs




ENVIRONMENTAL COLLECTION — AQUALINE



AQUALINE												
	4 ¹ / ₂ x 9 x 3 ¹ / ₈ (Nominal)	90	—	8	320	—	120	—	.28	—	—	3240 lbs


AQUA DUBLIN






















































AQUA DUBLIN												
	3 ¹ / ₂ x 6 ¹ / ₁₆ x 3 ¹ / ₈	—	—	—	120	—	—	—	—	—	—	—
	6 ¹ / ₁₆ x 6 ¹ / ₁₆ x 3 ¹ / ₈	—	—	—	64	—	—	—	—	—	—	—
	10 ¹ / ₄ x 6 ¹ / ₁₆ x 3 ¹ / ₈	—	—	—	104	—	—	—	—	—	—	—
TOTAL		91.6	—	8	288	—	—	—	—	—	—	3300 lbs

TURFSTONE



TURFSTONE												
	16 x 24 x 3 ¹ / ₈	101	—	10	40	—	—	80	2.66	—	—	2680 lbs

PRODUCT INDEX

PAVERS			PERMEABLE PAVERS					
	Avalon Slate	56		Aqualine™	124		Quarziti 2.0	96
	Cambridge Cobble®	110		Aqua Dublin.....	125		Stones 2.0.....	98
	Catalina Grana®	74		Turfstone™	126		Sundeck	100
	Dublin Cobble®	42	WALLS				Turin.....	106
	Holland Stone	112		Belair Wall® 2.0	66		Unico.....	102
	Lafitt® Grana Slab.....	76		Castlemanor®	46		Verona.....	107
	Lafitt® Rustic Slab.....	57		Highland Stone®	116	COPING & CAPS		
	Mega-Arbel®	58		Melville™ Wall	82		Anglia Edger®	68
	Mega-Bergerac®.....	44		Sterling™ Wall	118		Belair Wall® Cap	66
	Mega-Lafitt® Grana	77		Weston Stone™	47		Highland® Cap	116
	Mega-Lafitt® Slate	60	PORCELAIN				Laguna™ Coping.....	120
	Mega-Libre®	62		Ardesie.....	88		Marina™ Coping	121
	Melville™ Plank	78		Esprit	90		Melville™ Cap	82
	Moduline Series® Slab	80		Na.Me.....	92		Melville™ Curb.....	84
	Old World Paver™	114		Noon.....	94	FIRE FEATURES		
	Urbana® Stone	64		Porcelain Veneers	104		Brighton™ Series	48
							Bristol™ Series	71
						Bordeaux™ Series.....		
						Weston Stone™ Fire Pit Kit		
						Weston Stone™ Kits.....		
						ACCESSORIES		
						StoneDeks System™		
						(formerly SilcaSystems)		
						Techniseal® Products.....		
						U Start Base Block®		
						COLLECTIONS LEGEND		
						 Heritage Collection		
						 Natural Collection		
						 Metropolitan Collection		
						 Porcelain Collection		
						 Legacy Collection		
						 Environmental Collection		

PRECAUTIONARY STATEMENT AND CALIFORNIA PROPOSITION 65 WARNING

PRODUCT IDENTIFIER (NAME AND CODE)

Manufactured Concrete Product
IDENTIFICADOR DEL PRODUCTO
(NOMBRE Y CODIGO)

Producto de Concreto Fabricado

SUPPLIER/PROVEEDOR
Oldcastle APG, Inc./
Oldcastle Lawn & Garden, Inc.
Three Glenlake Parkway, FL 12
Atlanta, GA 30328
800-899-8455

PRECAUTIONARY STATEMENTS (GHS-US)

Do not eat, drink or smoke when using this product. Wash hands thoroughly after handling. Contaminated work clothing must not be allowed out of the workplace. Obtain special instructions before use. Do not handle until all safety precautions have been read and understood. Wear proper protective gloves/protective clothing/eye protection/face protection. Use only outdoors or in a well-ventilated area. Do not breathe dust. If exposed or concerned: Get medical advice/attention. If on skin: Wash with plenty of water. Take off contaminated clothing and wash it before reuse. If skin irritation or rash occurs: Get medical advice/attention. If in eyes: Rinse cautiously with water for several minutes. Remove contact lenses, if present and easy to do. Continue rinsing. If eye irritation persists: Get medical advice/attention. If inhaled: Remove person to fresh air and keep comfortable for breathing. Call a poison center/doctor if you feel unwell. Dispose of unused or unwanted concrete products in accordance with all local, regional, national and international regulations.

ANUNCIOS DE PRECAUTION (GHS-US)

No comer, beber o fumar mientras se maneja este producto. Lávese bien las manos después del manejo de este producto. No se permite sacar la ropa de trabajo contaminada fuera del trabajo. Obtenga instrucciones especiales antes de uso. No usar antes de haber leído y comprendido todas las precauciones de seguridad. Usar guantes protectores, calzado de protección, protección respiratoria, ropa de protección, protección para los ojos y cara cuando usted este usando este producto. Utilizar únicamente en exteriores o en lugares bien ventilados. No respire el polvo. Si se expone o tiene preguntas: consulte a un médico. Contacto con la piel: Lavarse con abundante agua. Quitarse la ropa contaminada y lavarla antes de usarla nuevamente. Si se produce irritación de la piel o sarpullido: Consulte a un médico. Contacto con los ojos: Enjuagarse cuidadosamente con agua durante varios minutos. Si lleva y es fácil de hacer, quítese los lentes de contacto. Continúe con el enjuague. Si la irritación ocular persiste: Consulte a un médico. Si se inhala: Trasladar a la persona afectada al aire libre y mantenerla en posición cómoda para respirar. Si no se siente bien, llame a un centro de envenenamiento o a un médico. Deshágase de los productos de concreto no utilizados o no deseados de acuerdo con todas las normas locales, regionales, nacionales e internacionales.

SIGNAL WORD (GHS-US)



Danger
PALABRA DE ADVERTENCIA (GHS-US)
Peligro

HAZARD STATEMENTS (GHS-US)

May cause skin irritation. May cause serious eye irritation. May cause an allergic skin reaction. Respirable dust may contain crystalline silica, known to cause cancer. May cause respiratory irritation. Causes damage to lungs through prolonged or repeated exposure.

ANUNCIOS DE PELIGROS (GHS-US)

Puede causar irritación de la piel. Puede provocar irritación ocular grave. Puede causar una reacción alérgica en la piel. El polvo que se respira puede contener sílice cristalina, conocido por causar cáncer. Puede causar irritación respiratoria. Provoca daños en los pulmones después de exposición prolongada o repetida.



WARNING: This product can expose you to chemicals including Crystalline Silica, which is known to the State of California to cause cancer, and Cadmium, which is known in the State of California to cause birth defects or other reproductive harm. For more information, go to www.P65Warnings.ca.gov

ADVERTENCIA: Este producto puede exponerle a productos químicos incluyendo sílica, cristalino (partículas aerotransportadas de tamaño respirable), que es conocido por el estado de California para causar cáncer. Para más información vaya a www.P65Warnings.ca.gov

PEACE OF MIND, GUARANTEED

LIFETIME TRANSFERABLE LIMITED WARRANTY

Oldcastle® APG, Inc. ("Belgard") is proud to inform you that all of our interlocking concrete paver and retaining walls ("Products") meet and/or exceed the requirements of ASTM C-936 and ASTM C-1372. Belgard® guarantees its Products against these standards for the lifetime of the Product defined by ICPI. This guarantee does not apply to splitting, chipping or other breakage that could be caused by impact, abrasion or overloading. This warranty is transferable. The original proof of purchase is required.

This warranty is only valid if the material is installed under the guidelines of the ICPI (www.ICPI.org), The NCMA (www.ncma.org) or the Belgard Installation Guideline Manual. Improper installation voids this warranty. This warranty is for residential applications only and does not apply to commercial applications. It is recommended that the job be installed by a Belgard Contractor Program participant who guarantees their workmanship for a minimum of 3 years from the date of install. For warranty service, contact belgard at 1-877-BELGARD. A service representative will investigate your claim within 10 business days. If the Belgard product fails to meet the specifications, Belgard will replace the defective product at no charge. Color matching cannot be guaranteed. Belgard will not be responsible for any replacement labor, consequential damages or incidental damages. This warranty gives you specific legal rights, and you may also have other rights which vary from state to state. Some states do not allow for the exclusion or limitation of incidental or consequential damages, so the above limitation or exclusion may not apply to you.

For specific information regarding warranty coverage and exclusions in regards to the Elements™ and Porcelain Paver products, please visit: Belgard.com/Warranty

STAY CONNECTED



OutdoorLivingbyBelgard



BelgardHardscapes



Belgard



BelgardOutdoorLiving



Belgard



Belgard.com/Blog



SIERRA FONTANA

10714 Poplar Ave
Fontana, CA 92337
Ph: 909-355-6422

PICTURED ON THE COVER
LAFITT RUSTIC SLAB IN TOSCANA

BELGARD® | **PAVES
THE WAY™**

© Copyright 2019 Oldcastle® APG, Inc. All Rights Reserved. BEL19-689